

Results Long Jump Men Qualification

| | | | | |
|----------------------------|-----------------------------|-----|-------------------|-------------|
| EUROPEAN RECORD | 8.86m EMMIYAN Robert | ARM | Tsakhkadzor (ARM) | 22 MAY 1987 |
| CHAMPIONSHIP RECORD | 8.47m REIF Christian | GER | Barcelona (ESP) | 1 AUG 2010 |

Long Jump Men
Qualification Group A
29 JUN 2012 / 13:50

| Rank | Name | Nat | Date of Birth | Order | Result | |
|------|---------------------------|-----|---------------|-------|-------------|--------------|
| 1 | BAYER Sebastian | GER | 11 JUN 1986 | 12 | 8.34 | Q |
| 2 | MÉLIZ Luis Felipe | ESP | 11 AUG 1979 | 2 | 8.06 | Q SB |
| 3 | JENSEN Morten | DEN | 2 DEC 1982 | 8 | 8.06 | Q SB |
| 4 | JEGEDE Jj | GBR | 3 OCT 1985 | 6 | 8.01 | q SB |
| 5 | EVILÄ Tommi | FIN | 6 APR 1980 | 10 | 8.01 | q =SB |
| 6 | OLLIKAINEN Roni | FIN | 27 AUG 1990 | 5 | 8.00 | q |
| 7 | SDIRI Salim | FRA | 26 OCT 1978 | 1 | 7.96 | q |
| 8 | JASZCZUK Tomasz | POL | 9 MAR 1992 | 14 | 7.94 | q |
| 9 | PETROV Aleksandr | RUS | 19 AUG 1986 | 17 | 7.81 | |
| 10 | NOVOTNÝ Roman | CZE | 5 JAN 1986 | 15 | 7.80 | |
| 11 | PAHLEVANYAN Vardan | ARM | 27 FEB 1988 | 9 | 7.67 | |
| 12 | TSÁKONAS Yeóryios | GRE | 22 JAN 1988 | 19 | 7.64 | |
| 13 | ERIN Frédéric | FRA | 23 APR 1980 | 11 | 7.53 | |
| 14 | KASK Rain | EST | 11 JUN 1991 | 13 | 7.50 | =PB |
| 15 | TORFASON Kristinn | ISL | 31 AUG 1984 | 3 | 7.49 | |
| 16 | DRAGOJE Rajkovic | MNE | 19 JUN 1984 | 7 | 6.34 | |
| | MYKOLAITIS Povilas | LTU | 22 FEB 1983 | 4 | NM | |
| | OTTERLING Andreas | SWE | 25 MAY 1986 | 16 | NM | |
| | PRUGOVECKI Marko | CRO | 1 JAN 1987 | 18 | NM | |

| | | 1 | 2 | 3 | |
|----|--------------------|-------------|-------------|-------------|--|
| 1 | BAYER Sebastian | 8.34 (+2.4) | | | |
| 2 | MÉLIZ Luis Felipe | 7.80 (+0.1) | 8.06 (0.0) | | |
| 3 | JENSEN Morten | x (+0.6) | x (+0.6) | 8.06 (+0.3) | |
| 4 | JEGEDE Jj | 7.77 (+0.2) | x (+1.2) | 8.01 (+1.1) | |
| 5 | EVILÄ Tommi | x (-0.2) | 7.69 (+1.2) | 8.01 (+1.8) | |
| 6 | OLLIKAINEN Roni | 8.00 (+1.1) | 7.90 (+2.5) | 7.76 (-0.5) | |
| 7 | SDIRI Salim | 7.80 (+1.8) | 7.71 (+0.8) | 7.96 (+0.3) | |
| 8 | JASZCZUK Tomasz | 7.80 (+2.0) | 7.94 (+0.2) | x (+2.4) | |
| 9 | PETROV Aleksandr | x (-0.2) | x (+1.1) | 7.81 (+0.2) | |
| 10 | NOVOTNÝ Roman | 7.80 (0.0) | x (+3.1) | x (+2.2) | |
| 11 | PAHLEVANYAN Vardan | x (+0.8) | 7.44 (+1.4) | 7.67 (+0.5) | |
| 12 | TSÁKONAS Yeóryios | 7.64 (+2.6) | 7.62 (+1.1) | 7.63 (+0.5) | |
| 13 | ERIN Frédéric | 7.35 (-0.5) | 7.53 (0.0) | 6.75 (+0.2) | |
| 14 | KASK Rain | 7.28 (-0.1) | 7.50 (+1.9) | x (0.0) | |
| 15 | TORFASON Kristinn | 7.49 (+0.9) | 7.41 (+0.9) | 7.44 (-0.6) | |
| 16 | DRAGOJE Rajkovic | x (+0.9) | 6.34 (+0.8) | x (+1.8) | |
| | MYKOLAITIS Povilas | x (+0.4) | - | - | |
| | OTTERLING Andreas | x (+0.8) | x (+1.3) | x (+0.2) | |
| | PRUGOVECKI Marko | x (+2.2) | x (+0.6) | x (+1.5) | |

INTERNET Service: www.european-athletics.org
Timing, Measurement & Data Service by OMEGA

printed at FRI 29 JUN 2012 15:13

Page 1 of 2

INTERNATIONAL PARTNERS



Results Long Jump Men Qualification

Long Jump Men
Qualification Group B
29 JUN 2012 / 13:50

| Rank | Name | Nat | Date of Birth | Order | Result | |
|------|----------------------|-----|---------------|-------|-------------|-------|
| 1 | TORNÉUS Michel | SWE | 26 MAY 1986 | 16 | 8.07 | Q =SB |
| 2 | CHUVA Marcos | POR | 8 AUG 1989 | 12 | 7.96 | q SB |
| 3 | CÁCERES Eusebio | ESP | 10 SEP 1991 | 11 | 7.92 | q |
| 4 | GOMIS Kafétien | FRA | 23 MAR 1980 | 1 | 7.89 | q |
| 5 | TOMLINSON Chris | GBR | 15 SEP 1981 | 9 | 7.84 | |
| 6 | DIAMADÁRAS Dimitrios | GRE | 18 JUL 1984 | 3 | 7.81 | |
| 7 | SHALIN Pavel | RUS | 6 MAR 1987 | 8 | 7.81 | |
| 8 | CAMARA Alyn | GER | 31 MAR 1989 | 14 | 7.80 | |
| 9 | WAGNER Štěpán | CZE | 5 OCT 1981 | 4 | 7.80 | |
| 10 | CUHARENCO Alexandru | MDA | 7 MAR 1987 | 15 | 7.79 | SB |
| 11 | REID Julian | GBR | 23 SEP 1988 | 5 | 7.73 | SB |
| 12 | WINTER Nils | GER | 27 MAR 1977 | 6 | 7.71 | |
| 13 | KIVINEN Mikko | FIN | 16 JAN 1988 | 18 | 7.69 | |
| 14 | SARGSYAN Arsen | ARM | 13 DEC 1984 | 13 | 7.47 | |
| 15 | SKHIRTŁADZE Boleslav | GEO | 14 JUN 1987 | 17 | 7.23 | |
| 16 | LEITIS Janis | LAT | 13 APR 1989 | 10 | 5.88 | |
| | ATANASOV Nikolai | BUL | 11 DEC 1974 | 7 | NM | |
| | PERVAN Dino | CRO | 12 JAN 1991 | 2 | NM | |


| | 1 | 2 | 3 |
|----|------------------|-------------|-------------|
| 1 | TORNÉUS Michel | 8.07 (0.0) | |
| 2 | CHUVA Marcos | 7.79 (+1.2) | 7.81 (+0.5) |
| 3 | CÁCERES Eusebio | 7.92 (+0.3) | 7.96 (+0.3) |
| 4 | GOMIS Kafétien | 7.44 (+1.1) | 7.66 (-0.5) |
| 5 | TOMLINSON Chris | 7.84 (+0.3) | 7.89 (+1.1) |
| 6 | DIAMADÁRAS D | 7.81 (+0.6) | 7.61 (+1.0) |
| 7 | SHALIN Pavel | 7.81 (-0.2) | 7.79 (+0.8) |
| 8 | CAMARA Alyn | 7.80 (+0.5) | 7.70 (+1.1) |
| 9 | WAGNER Štěpán | 7.80 (+0.6) | x (+0.2) |
| 10 | CUHARENCO A | 7.79 (+0.6) | 7.72 (+1.1) |
| 11 | REID Julian | 7.37 (+0.6) | 7.75 (+1.4) |
| 12 | WINTER Nils | x (+2.0) | 7.75 (+1.3) |
| 13 | KIVINEN Mikko | 7.63 (+0.6) | 7.40 (-0.5) |
| 14 | SARGSYAN Arsen | 7.28 (+1.1) | 7.61 (+1.1) |
| 15 | SKHIRTŁADZE B | x (-0.7) | 7.69 (+0.9) |
| 16 | LEITIS Janis | x (+1.7) | 7.44 (+0.3) |
| | ATANASOV Nikolai | x (+0.6) | 7.23 (+0.8) |
| | PERVAN Dino | x (+1.2) | 5.88 (+1.9) |
| | | | - |
| | | | x (+2.5) |

Qualified: qualifying perf. 8.05 (Q) or 12 best performers (q) to the advance to the Final

Weather conditions at the beginning of the 1st heat

Temperature: 17 °C Humidity: 53 % Conditions: Partly cloudy

INTERNET Service: www.european-athletics.org

Timing, Measurement & Data Service by  **OMEGA**

printed at FRI 29 JUN 2012 15:13

Page 2 of 2

INTERNATIONAL PARTNERS



Results Shot Put Men Qualification

| | | | | |
|----------------------------|------------------------------|-----|-----------------|-------------|
| EUROPEAN RECORD | 23.06m TIMMERMANN Ulf | GDR | Haniá (GRE) | 22 MAY 1988 |
| CHAMPIONSHIP RECORD | 22.22m GÜNTHÖR Werner | SUI | Stuttgart (FRG) | 28 AUG 1986 |

Shot Put Men
Qualification Group A
27 JUN 2012 / 9:45

| Rank | Name | Nat | Date of Birth | Order | Result | |
|------|----------------------------------|-----|---------------|-------|--------------|----------|
| 1 | STORL David | GER | 27 JUL 1990 | 4 | 20.30 | Q |
| 2 | ŽALSKÝ Antonín | CZE | 7 AUG 1980 | 11 | 19.94 | q |
| 3 | CHRISTENSEN Kim | DEN | 1 APR 1984 | 12 | 19.69 | q |
| 4 | VIVAS Borja | ESP | 26 MAY 1984 | 6 | 19.67 | q |
| 5 | KOLAŠINAC Asmir | SRB | 15 OCT 1984 | 7 | 19.62 | q |
| 6 | SAVYTSKYI Dmytro | UKR | 14 DEC 1990 | 2 | 19.52 | q |
| 7 | ARRHENIUS Leif | SWE | 15 JUL 1986 | 10 | 19.33 | |
| 8 | MYERSCOUGH Carl | GBR | 21 OCT 1979 | 1 | 19.30 | |
| 9 | URTANS Maris | LAT | 9 FEB 1981 | 5 | 19.25 | |
| 10 | PREMERU Marin | CRO | 29 AUG 1990 | 3 | 18.71 | |
| 11 | THORSTEINSSON Ódinn Björn | ISL | 3 DEC 1981 | 9 | 18.19 | |
| 12 | ARESTIS Georgios | CYP | 27 DEC 1981 | 8 | 18.16 | |
| | LYUBOSLAVSKIY Anton | RUS | 26 JUN 1984 | 13 | DNS | |


| | 1 | 2 | 3 |
|----|------------------|-------|-------|
| 1 | STORL David | 20.30 | |
| 2 | ŽALSKÝ Antonín | 19.94 | |
| 3 | CHRISTENSEN Kim | 18.77 | 19.69 |
| 4 | VIVAS Borja | 19.67 | x |
| 5 | KOLAŠINAC Asmir | 19.42 | 19.62 |
| 6 | SAVYTSKYI Dmytro | 19.23 | 19.52 |
| 7 | ARRHENIUS Leif | x | 18.64 |
| 8 | MYERSCOUGH Carl | 18.61 | 19.30 |
| 9 | URTANS Maris | 19.08 | 19.25 |
| 10 | PREMERU Marin | 18.71 | x |
| 11 | THORSTEINSSON Ó | x | 18.19 |
| 12 | ARESTIS Georgios | 18.16 | 18.13 |
| | LYUBOSLAVSKIY A | | |

Shot Put Men
Qualification Group B
27 JUN 2012 / 9:45

| Rank | Name | Nat | Date of Birth | Order | Result | |
|------|------------------------------|-----|---------------|-------|--------------|-------------|
| 1 | SMITH Rutger | NED | 9 JUL 1981 | 2 | 20.55 | Q SB |
| 2 | SCHMIDT Marco | GER | 5 SEP 1983 | 4 | 19.85 | q |
| 3 | MULABEGOVIĆ Nedžad | CRO | 4 FEB 1981 | 11 | 19.79 | q |
| 4 | FORTES Marco | POR | 26 SEP 1982 | 12 | 19.66 | q |
| 5 | ATICI Hüseyin | TUR | 3 MAY 1986 | 8 | 19.64 | q |
| 6 | KÜRTHY Lajos | HUN | 22 OCT 1986 | 3 | 19.48 | q |
| 7 | IVANOV Georgi | BUL | 13 MAR 1985 | 1 | 19.14 | |
| 8 | ALIC Hamza | BIH | 20 JAN 1979 | 5 | 19.03 | |
| 9 | STAMATÓYIANNIS Mihail | GRE | 20 MAY 1982 | 13 | 18.95 | |
| 10 | PRÁŠIL Ladislav | CZE | 17 MAY 1990 | 7 | 18.87 | |
| 11 | ANTUNOVIĆ Božidar | SRB | 24 JUL 1991 | 6 | 18.69 | |
| 12 | HOXHA Adriatik | ALB | 9 JAN 1990 | 10 | 17.00 | |
| | KUSIAK Damian | POL | 14 APR 1988 | 9 | DNS | |

| | 1 | 2 | 3 |
|----|--------------------|-------|-------|
| 1 | SMITH Rutger | 20.55 | |
| 2 | SCHMIDT Marco | 19.18 | 19.85 |
| 3 | MULABEGOVIĆ Nedžad | 19.47 | 19.49 |
| 4 | FORTES Marco | 19.15 | 18.84 |
| 5 | ATICI Hüseyin | 17.96 | x |
| 6 | KÜRTHY Lajos | x | 19.11 |
| 7 | IVANOV Georgi | 19.14 | 19.02 |
| 8 | ALIC Hamza | 18.66 | 18.84 |
| 9 | STAMATÓYIANNIS M | 18.68 | 18.94 |
| 10 | PRÁŠIL Ladislav | 18.87 | x |
| 11 | ANTUNOVIĆ Božidar | 18.69 | x |
| 12 | HOXHA Adriatik | 16.40 | x |
| | KUSIAK Damian | | |

Qualified: qualifying perf. 20.30 (Q) or 12 best performers (q) to the advance to the Final

INTERNET Service: www.european-athletics.org
Timing, Measurement & Data Service by  OMEGA

printed at WED 27 JUN 2012 10:23

Page 1 of 2

Results
Shot Put Men
Final

29 JUN 2012
Start Time: 21:20

| | | | | | |
|---------------------|--------|----------------|-----|-----------------|-------------|
| EUROPEAN RECORD | 23.06m | TIMMERMANN Ulf | GDR | Haniá (GRE) | 22 MAY 1988 |
| CHAMPIONSHIP RECORD | 22.22m | GÜNTHÖR Werner | SUI | Stuttgart (FRG) | 28 AUG 1986 |

| Rank | Name | Nat | Date of Birth | 1 | 2 | 3 | 4 | 5 | 6 | Result |
|------|--------------------|-----|---------------|-------|-------|-------|-------|-------|-------|-----------|
| 1 | STORL David | GER | 27 JUL 1990 | 21.19 | x | 21.58 | x | x | - | 21.58 SB |
| 2 | SMITH Rutger | NED | 9 JUL 1981 | 20.25 | x | 20.55 | x | 20.15 | x | 20.55 =SB |
| 3 | KOLAŠINAC Asmir | SRB | 15 OCT 1984 | 20.22 | 20.36 | x | 19.88 | 20.33 | x | 20.36 |
| 4 | ATICI Hüseyin | TUR | 3 MAY 1986 | 18.70 | 20.24 | 20.02 | 20.08 | 19.89 | x | 20.24 |
| 5 | FORTES Marco | POR | 26 SEP 1982 | 19.47 | 19.29 | 20.24 | 19.38 | 19.84 | 18.54 | 20.24 |
| 6 | ŽALSKÝ Antonín | CZE | 7 AUG 1980 | 19.94 | x | 19.63 | x | x | x | 19.94 |
| 7 | VIVAS Borja | ESP | 26 MAY 1984 | 19.54 | 19.59 | 19.81 | 19.37 | 19.35 | 19.37 | 19.81 |
| 8 | SCHMIDT Marco | GER | 5 SEP 1983 | 19.42 | 19.65 | x | x | x | 18.97 | 19.65 |
| 9 | KÜRTHY Lajos | HUN | 22 OCT 1986 | 19.23 | 19.55 | x | | | | 19.55 |
| 10 | SAVYTSKYI Dmytro | UKR | 14 DEC 1990 | 19.30 | x | 19.30 | | | | 19.30 |
| 11 | MULABEGOVIĆ Nedžad | CRO | 4 FEB 1981 | 19.26 | x | 19.09 | | | | 19.26 |
| 12 | CHRISTENSEN Kim | DEN | 1 APR 1984 | 18.72 | 19.00 | 18.91 | | | | 19.00 |


Weather conditions

Temperature: 14 °C Humidity: 71 % Conditions: Sky Clear

Legend

- Pass SB Season Best x Failure

INTERNET Service: www.european-athletics.org

Timing, Measurement & Data Service by  OMEGA

printed at FRI 29 JUN 2012 22:19

Page 1 of 1

INTERNATIONAL PARTNERS



Results Discus Men Qualification

| | | | | |
|----------------------------|---------------------------------|-----|----------------------|------------|
| EUROPEAN RECORD | 74.08m SCHULT Jürgen | GDR | Neubrandenburg (GDR) | 6 JUN 1986 |
| CHAMPIONSHIP RECORD | 68.87m MALACHOWSKI Piotr | POL | Barcelona (ESP) | 1 AUG 2010 |


Discus Men
Qualification Group A
29 JUN 2012 / 9:00

| Rank | Name | Nat | Date of Birth | Order | Result | |
|------|--------------------|-----|---------------|-------|--------|---|
| 1 | HARTING Robert | GER | 18 OCT 1984 | 3 | 65.49 | q |
| 2 | KANTER Gerd | EST | 6 MAY 1979 | 6 | 64.85 | q |
| 3 | CASAÑAS Frank | ESP | 18 OCT 1978 | 10 | 64.50 | q |
| 4 | URBANEK Robert | POL | 29 APR 1987 | 13 | 64.07 | q |
| 5 | SMITH Rutger | NED | 9 JUL 1981 | 7 | 63.75 | q |
| 6 | MAYER Gerhard | AUT | 20 MAY 1980 | 8 | 62.35 | q |
| 7 | PARELLIS Apostolos | CYP | 24 JUL 1985 | 5 | 61.79 | |
| 8 | WIERIG Martin | GER | 10 JUN 1987 | 1 | 61.34 | |
| 9 | NESTERENKO Mykyta | UKR | 15 APR 1991 | 4 | 61.21 | |
| 10 | ARRHENIUS Leif | SWE | 15 JUL 1986 | 9 | 60.49 | |
| 11 | MORSE Brett | GBR | 11 FEB 1989 | 12 | 58.71 | |
| 12 | BUHARI Abdul | GBR | 26 JUN 1982 | 15 | 58.57 | |
| 13 | FALOCI Giovanni | ITA | 13 OCT 1985 | 11 | 57.67 | |
| 14 | TRÉMOS Yeóryios | GRE | 21 MAR 1989 | 14 | 56.94 | |
| 15 | GUDŽIUS Andrius | LTU | 14 FEB 1991 | 2 | 55.80 | |

| | 1 | 2 | 3 | |
|----|--------------------|-------|-------|-------|
| 1 | HARTING Robert | 64.88 | 65.49 | - |
| 2 | KANTER Gerd | 59.08 | 63.71 | 64.85 |
| 3 | CASAÑAS Frank | x | 64.50 | 62.27 |
| 4 | URBANEK Robert | 60.72 | 64.07 | 61.18 |
| 5 | SMITH Rutger | 63.75 | - | - |
| 6 | MAYER Gerhard | 60.32 | 62.35 | 60.20 |
| 7 | PARELLIS Apostolos | 59.80 | 61.37 | 61.79 |
| 8 | WIERIG Martin | 58.08 | 61.34 | x |
| 9 | NESTERENKO Mykyta | 61.01 | 60.64 | 61.21 |
| 10 | ARRHENIUS Leif | 58.99 | 59.02 | 60.49 |
| 11 | MORSE Brett | x | x | 58.71 |
| 12 | BUHARI Abdul | 58.57 | x | x |
| 13 | FALOCI Giovanni | 57.31 | 57.67 | 55.12 |
| 14 | TRÉMOS Yeóryios | 56.94 | x | x |
| 15 | GUDŽIUS Andrius | x | 55.80 | x |

Discus Men
Qualification Group B
29 JUN 2012 / 10:15

| Rank | Name | Nat | Date of Birth | Order | Result | |
|------|-----------------------|-----|---------------|-------|--------|------|
| 1 | PESTANO Mario | ESP | 8 APR 1978 | 14 | 66.27 | Q SB |
| 2 | KOVÁGÓ Zoltán | HUN | 10 APR 1979 | 13 | 65.99 | q |
| 3 | CADÉE Erik | NED | 15 FEB 1984 | 5 | 65.09 | q |
| 4 | OKOYE Lawrence | GBR | 6 OCT 1991 | 8 | 64.86 | q |
| 5 | MÜNCH Markus | GER | 13 JUN 1986 | 16 | 62.83 | q |
| 6 | OLGUNDENIZ Ercüment | TUR | 7 JUL 1976 | 9 | 62.82 | q |
| 7 | CZAJKOWSKI Przemysław | POL | 26 OCT 1988 | 10 | 62.22 | |
| 8 | ISRAEL Märt | EST | 23 SEP 1983 | 1 | 60.59 | |
| 9 | FURTULA Danijel | MNE | 31 JUL 1992 | 7 | 60.18 | |
| 10 | KYYRÖ Mikko | FIN | 12 JUL 1980 | 11 | 60.16 | |
| 11 | MYKLEBUST Gaute | NOR | 29 APR 1979 | 4 | 59.90 | |
| 12 | ARRHENIUS Niklas | SWE | 10 SEP 1982 | 2 | 59.02 | |
| 13 | VAISJUNS Oskars | LAT | 21 AUG 1983 | 15 | 58.34 | |
| 14 | SEDYUK Nikolay | RUS | 29 APR 1988 | 12 | 57.08 | |
| 15 | URSU Sergiu | ROU | 26 APR 1980 | 3 | 56.85 | |
| | VARGA Roland | CRO | 22 OCT 1977 | 6 | NM | |

INTERNET Service: www.european-athletics.org
Timing, Measurement & Data Service by  OMEGA

printed at FRI 29 JUN 2012 10:59

Page 1 of 2

INTERNATIONAL PARTNERS



Results Discus Men Qualification

Qualification Group B (cont.)


| Qualification Group B | | 1 | 2 | 3 |
|-----------------------|------------------|-------|-------|-------|
| 1 | PESTANO Mario | 62.56 | 66.27 | |
| 2 | KOVÁGÓ Zoltán | 63.62 | x | 65.99 |
| 3 | CADÉE Erik | 65.09 | - | - |
| 4 | OKOYE Lawrence | 60.31 | 64.86 | - |
| 5 | MÜNCH Markus | 61.44 | 60.95 | 62.83 |
| 6 | OLGUNDENIZ E | 62.82 | x | x |
| 7 | CZAJKOWSKI P | 61.90 | 62.22 | 60.22 |
| 8 | ISRAEL Märt | x | 60.59 | 58.31 |
| 9 | FURTULA Danijel | x | 60.18 | x |
| 10 | KYYRÖ Mikko | 60.16 | x | x |
| 11 | MYKLEBUST Gaute | 58.16 | 59.90 | 58.59 |
| 12 | ARRHENIUS Niklas | 58.26 | x | 59.02 |
| 13 | VAISJUNS Oskars | 57.05 | 56.06 | 58.34 |
| 14 | SEDYUK Nikolay | 55.71 | x | 57.08 |
| 15 | URSU Sergiu | 56.85 | x | x |
| | VARGA Roland | x | x | x |

Qualified: qualifying perf. 66.00 (Q) or 12 best performers (q) to the advance to the Final

Weather conditions at the beginning of the 1st heat

Temperature: 16 °C Humidity: 56 % Conditions: Sunny

INTERNET Service: www.european-athletics.org

Timing, Measurement & Data Service by  OMEGA

printed at FRI 29 JUN 2012 10:59

Page 2 of 2

INTERNATIONAL PARTNERS



Results Hammer Men Qualification

| | | | | | |
|----------------------------|--------|--------------|-----|-----------------|-------------|
| EUROPEAN RECORD | 86.74m | SEDYKH Yuriy | UKR | Stuttgart (FRG) | 30 AUG 1986 |
| CHAMPIONSHIP RECORD | 86.74m | SEDYKH Yuriy | URS | Stuttgart (FRG) | 30 AUG 1986 |


Hammer Men
Qualification Group A
28 JUN 2012 / 13:55

| Rank | Name | Nat | Date of Birth | Order | Result | |
|------|--------------------------|-----|---------------|-------|--------|---|
| 1 | PARS Krisztián | HUN | 18 FEB 1982 | 11 | 78.09 | Q |
| 2 | KARJALAINEN Olli-Pekka | FIN | 7 MAR 1980 | 6 | 74.54 | q |
| 3 | ZAGORNIY Aleksey | RUS | 31 MAY 1978 | 2 | 74.00 | q |
| 4 | LOMNICKÝ Marcel | SVK | 6 JUL 1987 | 3 | 73.84 | q |
| 5 | BORTOLUZZI Jérôme | FRA | 20 MAY 1982 | 12 | 73.46 | q |
| 6 | JONS Mattias | SWE | 19 NOV 1982 | 9 | 72.85 | q |
| 7 | FIGÈRE Nicolas | FRA | 19 MAY 1979 | 13 | 72.84 | |
| 8 | HENRIKSEN Eivind | NOR | 14 SEP 1990 | 1 | 72.54 | |
| 9 | POVEGLIANO Lorenzo | ITA | 11 NOV 1984 | 7 | 72.47 | |
| 10 | SHAYUNOU Yury | BLR | 22 OCT 1987 | 15 | 72.18 | |
| 11 | MARTYNYUK Andriy | UKR | 25 SEP 1990 | 5 | 71.69 | |
| 12 | LINGUA Marco | ITA | 4 JUN 1978 | 4 | 71.07 | |
| 13 | HAKLITS Andras | CRO | 23 SEP 1977 | 10 | 69.31 | |
| 14 | STATHELAKOS Konstantinos | CYP | 30 DEC 1987 | 14 | 68.20 | |
| 15 | COLLAKU Dorian | ALB | 2 JUN 1977 | 16 | 59.92 | |
| | SÖDERBERG David | FIN | 11 AUG 1979 | 8 | NM | |

| | 1 | 2 | 3 | |
|----|--------------------|-------|-------|-------|
| 1 | PARS Krisztián | 77.16 | x | 78.09 |
| 2 | KARJALAINEN O | 74.54 | x | x |
| 3 | ZAGORNIY Aleksey | 72.10 | 73.55 | 74.00 |
| 4 | LOMNICKÝ Marcel | 73.84 | 73.32 | x |
| 5 | BORTOLUZZI Jérôme | 70.29 | 73.46 | x |
| 6 | JONS Mattias | 71.56 | 72.85 | x |
| 7 | FIGÈRE Nicolas | 72.84 | 71.17 | x |
| 8 | HENRIKSEN Eivind | 72.54 | x | 71.49 |
| 9 | POVEGLIANO Lorenzo | x | 72.47 | x |
| 10 | SHAYUNOU Yury | x | 72.18 | 72.07 |
| 11 | MARTYNYUK Andriy | 71.48 | 68.39 | 71.69 |
| 12 | LINGUA Marco | x | 70.81 | 71.07 |
| 13 | HAKLITS Andras | 69.31 | x | x |
| 14 | STATHELAKOS K | 68.07 | 67.30 | 68.20 |
| 15 | COLLAKU Dorian | 59.44 | 59.92 | x |
| | SÖDERBERG David | x | x | x |

Hammer Men
Qualification Group B
28 JUN 2012 / 15:10

| Rank | Name | Nat | Date of Birth | Order | Result | |
|------|---------------------|-----|---------------|-------|--------|------|
| 1 | VIZZONI Nicola | ITA | 4 JAN 1973 | 1 | 76.42 | q SB |
| 2 | SOKYRSKYI Oleksiy | UKR | 16 MAR 1985 | 12 | 75.35 | q |
| 3 | KRYVITSKI Pavel | BLR | 17 APR 1984 | 13 | 74.39 | q |
| 4 | ESSER Markus | GER | 3 FEB 1980 | 7 | 74.04 | q |
| 5 | ZIÓLKOWSKI Szymon | POL | 1 JUL 1976 | 11 | 73.74 | q |
| 6 | SVIATOKHA Valery | BLR | 20 JUL 1981 | 8 | 73.01 | q |
| 7 | NÉMETH Kristóf | HUN | 17 SEP 1987 | 3 | 72.46 | |
| 8 | POZDNYAKOV Anatoliy | RUS | 1 FEB 1987 | 15 | 71.79 | |
| 9 | SEPPÄNEN Tuomas | FIN | 16 MAY 1986 | 5 | 71.15 | |
| 10 | CIENFUEGOS Javier | ESP | 15 JUL 1990 | 6 | 70.91 | |
| 11 | SOKOLOVS Igors | LAT | 17 AUG 1974 | 9 | 70.80 | |
| 12 | BIGOT Quentin | FRA | 1 DEC 1992 | 10 | 70.78 | |
| 13 | DRY Mark | GBR | 11 OCT 1987 | 14 | 70.27 | |
| 14 | CHARFREITAG Libor | SVK | 11 SEP 1977 | 2 | 69.65 | |
| 15 | MELICH Lukáš | CZE | 16 SEP 1980 | 4 | 68.92 | |

INTERNET Service: www.european-athletics.org
Timing, Measurement & Data Service by  OMEGA

printed at THU 28 JUN 2012 16:19

Page 1 of 2

INTERNATIONAL PARTNERS



Results
Hammer Men
Qualification

Qualification Group B (cont.)


| Qualification Group B | | 1 | 2 | 3 |
|-----------------------|-------------------|-------|-------|-------|
| 1 | VIZZONI Nicola | 73.99 | 76.42 | 74.18 |
| 2 | SOKYRSKYY Oleksiy | 75.35 | x | 72.56 |
| 3 | KRYVITSKI Pavel | 70.78 | x | 74.39 |
| 4 | ESSER Markus | 74.04 | 73.42 | x |
| 5 | ZIÓLKOWSKI Szymon | 72.05 | x | 73.74 |
| 6 | SVIATOKHA Valery | 73.01 | x | 70.48 |
| 7 | NÉMETH Kristóf | 69.42 | 71.23 | 72.46 |
| 8 | POZDNYAKOV A | 69.08 | 67.84 | 71.79 |
| 9 | SEPPÄNEN Tuomas | 69.84 | 70.47 | 71.15 |
| 10 | CIENFUEGOS Javier | x | 70.91 | x |
| 11 | SOKOLOVS Igors | 69.77 | x | 70.80 |
| 12 | BIGOT Quentin | 68.36 | x | 70.78 |
| 13 | DRY Mark | 69.32 | x | 70.27 |
| 14 | CHARFREITAG Libor | x | 69.65 | x |
| 15 | MELICH Lukáš | x | 68.92 | x |

Qualified: qualifying perf. 77.50 (Q) or 12 best performers (q) to the advance to the Final

Weather conditions at the beginning of the 1st heat

Temperature: 16 °C Humidity: 61 % Conditions: Cloudy

INTERNET Service: www.european-athletics.org

Timing, Measurement & Data Service by  OMEGA

printed at THU 28 JUN 2012 16:19

Page 2 of 2

INTERNATIONAL PARTNERS



Results 400m Women Round 1

| | | | | |
|----------------------------|-------------------|-----|----------------|------------|
| EUROPEAN RECORD | 47.60 KOCH Marita | GDR | Canberra (AUS) | 6 OCT 1985 |
| CHAMPIONSHIP RECORD | 48.16 KOCH Marita | GDR | Athína (GRE) | 8 SEP 1982 |

Heat 1 Start Time: 17:50

| Rank | Name | Nat | Date of Birth | Lane | Reaction time | Result | |
|------|----------------------|-----|---------------|------|---------------|--------------|----------|
| 1 | ZADORINA Kseniya | RUS | 2 MAR 1987 | 4 | 0.173 | 52.18 | Q |
| 2 | HJELMER Moa | SWE | 19 JUN 1990 | 2 | 0.179 | 52.33 | Q |
| 3 | PRYSTUPA Darya | UKR | 26 NOV 1987 | 8 | 0.195 | 53.16 | Q |
| 4 | BOKESA Aauri Lorena | ESP | 14 DEC 1988 | 1 | 0.193 | 53.23 | q |
| 5 | GORZKOWSKA Magdalena | POL | 30 APR 1992 | 7 | 0.165 | 53.74 | |
| 6 | MASSEY Kelly | GBR | 11 JAN 1985 | 3 | 0.152 | 54.44 | |
| 7 | BANOVIC Anita | CRO | 4 JUN 1984 | 5 | 0.220 | 55.50 | |
| 8 | ENGİN Birsen | TUR | 18 OCT 1980 | 6 | 0.156 | 55.82 | |

Heat 2 Start Time: 17:58

| Rank | Name | Nat | Date of Birth | Lane | Reaction time | Result | |
|------|-----------------|-----|---------------|------|---------------|--------------|----------|
| 1 | ZEMLYAK Olha | UKR | 16 JAN 1990 | 6 | 0.184 | 52.48 | Q |
| 2 | CREMER Esther | GER | 29 MAR 1988 | 8 | 0.174 | 52.76 | Q |
| 3 | ŠERKŠNIENE Agne | LTU | 18 FEB 1988 | 2 | 0.175 | 52.89 | Q |
| 4 | GRENOT Libania | ITA | 12 JUL 1983 | 5 | 0.188 | 53.09 | q |
| 5 | BEDNAREK Agata | POL | 28 JUN 1988 | 3 | 0.153 | 53.22 | q |
| 6 | BELGYAN Sanda | ROU | 17 DEC 1992 | 7 | 0.239 | 53.32 | |
| 7 | REDIF Meliz | TUR | 26 MAR 1989 | 4 | 0.230 | 53.99 | |

Heat 3 Start Time: 18:06


| Rank | Name | Nat | Date of Birth | Lane | Reaction time | Result | |
|------|---------------------|-----|---------------|------|---------------|--------------|----------|
| 1 | GAYOT Marie | FRA | 18 DEC 1989 | 2 | 0.170 | 52.46 | Q |
| 2 | MCCONNELL Lee | GBR | 9 OCT 1978 | 8 | 0.249 | 52.58 | Q |
| 3 | SAKA Pinar | TUR | 5 NOV 1985 | 3 | 0.179 | 53.13 | Q |
| 4 | SPACCA Maria Enrica | ITA | 20 MAR 1986 | 4 | 0.182 | 53.26 | q |
| 5 | COJUHARI Olesea | MDA | 29 MAR 1990 | 1 | 0.178 | 53.52 | |
| 6 | SWIETY Justyna | POL | 3 DEC 1992 | 5 | 0.188 | 53.68 | |
| 7 | PASTOR Adelina | ROU | 5 MAY 1993 | 6 | 0.190 | 54.35 | |
| | MÄGI Maris | EST | 11 AUG 1987 | 7 | 0.182 | DQ | R 163.3a |

Heat 4 Start Time: 18:14

| Rank | Name | Nat | Date of Birth | Lane | Reaction time | Result | |
|------|--------------------|-----|---------------|------|---------------|--------------|-------------|
| 1 | USOVICH Ilona | BLR | 14 NOV 1982 | 3 | 0.172 | 51.98 | Q |
| 2 | HURTIS Muriel | FRA | 25 MAR 1979 | 4 | 0.151 | 52.11 | Q SB |
| 3 | BARTONICKOVÁ Jitka | CZE | 22 DEC 1985 | 7 | 0.229 | 53.15 | Q |
| 4 | BAZZONI Chiara | ITA | 5 JUL 1984 | 6 | 0.162 | 53.92 | |
| 5 | RÄSÄNEN Eila | FIN | 27 JAN 1994 | 8 | 0.188 | 54.52 | SB |
| 6 | MAGNUSSON Josefin | SWE | 22 SEP 1989 | 2 | 0.191 | 55.01 | |
| | CUDDIHY Joanne | IRL | 11 MAY 1984 | 5 | 0.218 | DQ | R 163.3a |
| | SANDERS Nicola | GBR | 23 JUN 1982 | 1 | | DNS | |

Qualified: First 3 in each heat (Q) and 4 best performers (q) advance to the Semifinals

INTERNET Service: www.european-athletics.org

Timing, Measurement & Data Service by  OMEGA

Results

400m Hurdles Women

Round 1

| | | | | | |
|----------------------------|--------------|--------------------------|------------|-----------------|-------------|
| EUROPEAN RECORD | 52.34 | PECHONKINA Yuliya | RUS | Tula (RUS) | 8 AUG 2003 |
| CHAMPIONSHIP RECORD | 52.92 | ANTYUKH Natalya | RUS | Barcelona (ESP) | 30 JUL 2010 |

Heat 1 Start Time: 14:30

| Rank | Name | Nat | Date of Birth | Lane | Reaction time | Result | |
|------|------------------|-----|---------------|------|---------------|--------------|-------------|
| 1 | MOROSANU Angela | ROU | 26 JUL 1986 | 2 | 0.198 | 55.37 | Q |
| 2 | OUÉDRAOGO Elodie | BEL | 27 FEB 1981 | 6 | 0.153 | 55.39 | Q SB |
| 3 | BARBOSA Vera | POR | 13 JAN 1989 | 7 | 0.154 | 55.80 | Q NR |
| 4 | TITIMETS Hanna | UKR | 5 MAR 1989 | 3 | 0.230 | 56.30 | q |
| 5 | HORVAT Nikolina | CRO | 18 SEP 1986 | 5 | 0.206 | 57.74 | |
| 6 | YILDIRIM Elif | TUR | 11 FEB 1990 | 4 | 0.170 | 59.43 | |

Heat 2 Start Time: 14:38

| Rank | Name | Nat | Date of Birth | Lane | Reaction time | Result | |
|------|--------------------|-----|---------------|------|---------------|--------------|-----------|
| 1 | HEJNOVÁ Zuzana | CZE | 19 DEC 1986 | 8 | 0.156 | 55.24 | Q |
| 2 | YAROSHCHUK Anna | UKR | 24 NOV 1989 | 6 | 0.186 | 55.73 | Q |
| 3 | BARR Jessie | IRL | 24 JUL 1989 | 2 | 0.183 | 56.30 | Q |
| 4 | STAI SIUNAITE Egle | LTU | 30 SEP 1988 | 3 | 0.206 | 56.58 | q |
| 5 | DAUWENS Axelle | BEL | 1 DEC 1990 | 5 | 0.226 | 57.19 | |
| 6 | MILLARD Emma | FIN | 10 AUG 1990 | 7 | 0.164 | 57.61 | PB |
| 7 | ANACHARSIS Phara | FRA | 17 DEC 1983 | 4 | 0.209 | 58.02 | |

Heat 3 Start Time: 14:46

| Rank | Name | Nat | Date of Birth | Lane | Reaction time | Result | |
|------|------------------|-----|---------------|------|---------------|--------------|-----------|
| 1 | ROSOLOVÁ Denisa | CZE | 21 AUG 1986 | 6 | 0.214 | 55.98 | Q |
| 2 | CHURAKOVA Yelena | RUS | 16 DEC 1986 | 4 | 0.177 | 56.08 | Q |
| 3 | MATUSINSKA Tina | POL | 12 JUL 1988 | 5 | 0.172 | 56.33 | Q |
| 4 | KRON Tina | GER | 3 APR 1981 | 3 | 0.188 | 57.61 | |
| 5 | PERSSON Frida | SWE | 14 DEC 1989 | 8 | 0.183 | 57.83 | PB |
| 6 | TOMB Stine | NOR | 27 AUG 1986 | 2 | 0.177 | 58.24 | |
| 7 | APAK Sema | TUR | 17 AUG 1985 | 7 | 0.187 | 58.93 | |

Heat 4 Start Time: 14:54

| Rank | Name | Nat | Date of Birth | Lane | Reaction time | Result | |
|------|------------------|-----|---------------|------|---------------|--------------|-------------|
| 1 | DAVYDOVA Irina | RUS | 27 MAY 1988 | 3 | 0.245 | 56.00 | Q |
| 2 | PETERSEN Sara | DEN | 9 APR 1987 | 7 | 0.156 | 56.58 | Q |
| 3 | BERGROVÁ Zuzana | CZE | 24 NOV 1984 | 2 | 0.169 | 56.59 | Q SB |
| 4 | GENTILI Manuela | ITA | 7 FEB 1978 | 8 | 0.201 | 57.10 | q |
| 5 | BEESLEY Meghan | GBR | 15 NOV 1989 | 4 | 0.176 | 57.18 | q |
| 6 | SHAROYAN Amaliya | ARM | 19 JUN 1988 | 6 | 0.156 | 58.27 | |
| 7 | AKIN Özge | TUR | 17 JUN 1985 | 5 | 0.180 | 58.90 | |

Qualified: First 3 in each heat (Q) and 4 best performers (q) advance to the Semifinals


Weather conditions at the beginning of the 1st heat

| | | | | | |
|--------------|-------|-----------|------|-------------|---------------|
| Temperature: | 18 °C | Humidity: | 70 % | Conditions: | Partly cloudy |
|--------------|-------|-----------|------|-------------|---------------|

Legend

| | | | | | | | |
|-----------|-----------------|-----------|---------------|----------|--------------------|----------|-------------------|
| NR | National Record | PB | Personal Best | Q | Qualified by place | q | qualified by time |
| SB | Season Best | | | | | | |

INTERNET Service: www.european-athletics.org

Timing, Measurement & Data Service by  **OMEGA**

Results High Jump Women Qualification

| | | | | |
|----------------------------|---------------------------------|-----|------------|-------------|
| EUROPEAN RECORD | 2.09m KOSTADINOVA Stefka | BUL | Roma (ITA) | 30 AUG 1987 |
| CHAMPIONSHIP RECORD | 2.03m HELLEBAUT Tia | BEL | Göteborg | 11 AUG 2006 |

**High Jump Women
Qualification Group A**
27 JUN 2012 / 10:15

| Rank | Name | Nat | Date of Birth | Order | Result | | |
|------|-----------------------------------|------|---------------|-------|-------------|------|------|
| 1 | GORDEYEVA Irina | RUS | 9 OCT 1986 | 11 | 1.90 | q | |
| 1 | GREEN TREGARO Emma | SWE | 8 DEC 1984 | 2 | 1.90 | q | |
| 1 | HOLOSHA Olena | UKR | 26 JAN 1982 | 8 | 1.90 | q | |
| 4 | VENEVA-MATEEVA Venelina | BUL | 13 JUN 1974 | 1 | 1.90 | q | |
| 5 | GRINDEM Øyunn | NOR | 11 NOV 1987 | 3 | 1.87 | SB | |
| 5 | JUNGFLEISCH Marie-Laurence | GER | 7 OCT 1990 | 4 | 1.87 | | |
| 5 | SKUJYTE Austra | LTU | 12 AUG 1979 | 6 | 1.87 | | |
| 8 | MAREŠOVÁ Oldřiška | CZE | 14 OCT 1986 | 5 | 1.83 | | |
| 9 | HAAS Eleriin | EST | 4 JUL 1992 | 13 | 1.83 | PB | |
| 9 | MIKOLAJCZYK Izabela | POL | 4 SEP 1990 | 10 | 1.83 | | |
| 11 | ŠIMIC Ana | CRO | 5 MAY 1990 | 7 | 1.83 | | |
| 12 | POOLEY Isobel | GBR | 21 DEC 1992 | 9 | 1.78 | | |
| | VUKOVIC Marija | MNE | 21 JAN 1992 | 12 | DNS | | |
| | | 1.68 | 1.73 | 1.78 | 1.83 | 1.87 | 1.90 |

| | | | | | | | |
|----|--------------------|---|---|-----|-----|-----|-----|
| 1 | GORDEYEVA Irina | - | - | o | o | o | o |
| 1 | GREEN TREGARO Emma | - | - | - | o | o | o |
| 1 | HOLOSHA Olena | - | - | o | o | o | o |
| 4 | VENEVA-MATEEVA V | - | - | o | o | o | XXO |
| 5 | GRINDEM Øyunn | - | - | o | o | XO | XXX |
| 5 | JUNGFLEISCH M | - | - | o | o | XO | XXX |
| 5 | SKUJYTE Austra | - | o | o | o | XO | XXX |
| 8 | MAREŠOVÁ Oldřiška | - | - | o | o | XXX | |
| 9 | HAAS Eleriin | o | o | XO | o | XXX | |
| 9 | MIKOLAJCZYK I | - | - | XO | o | XX- | X |
| 11 | ŠIMIC Ana | - | - | XXO | XXO | XXX | |
| 12 | POOLEY Isobel | - | - | o | XXX | | |
| | VUKOVIC Marija | | | | | | |


**High Jump Women
Qualification Group B**
27 JUN 2012 / 10:15

| Rank | Name | Nat | Date of Birth | Order | Result | | |
|------|-------------------------|------|---------------|-------|-------------|------|------|
| 1 | AYHAN Burcu | TUR | 3 MAY 1990 | 3 | 1.90 | q | |
| 1 | BEITIA Ruth | ESP | 1 APR 1979 | 13 | 1.90 | q | |
| 1 | DEMIREVA Mirela | BUL | 28 SEP 1989 | 11 | 1.90 | q | |
| 4 | MELFORT Mélanie | FRA | 8 NOV 1982 | 1 | 1.90 | q | |
| 5 | ANGELSEN Tonje | NOR | 17 JAN 1990 | 8 | 1.90 | q | |
| 6 | PALŠYTE Airine | LTU | 13 JUL 1992 | 9 | 1.90 | q SB | |
| 7 | JUNGMARK Ebba | SWE | 10 MAR 1987 | 7 | 1.90 | q | |
| 8 | STERYIOU Adonía | GRE | 7 JUL 1985 | 4 | 1.87 | q | |
| 9 | ILJUŠTENKO Anna | EST | 12 OCT 1985 | 12 | 1.87 | | |
| 10 | SMOLANDER Elina | FIN | 11 OCT 1989 | 2 | 1.78 | | |
| 11 | GOLLNER Monika | AUT | 23 OCT 1974 | 5 | 1.78 | | |
| 12 | FURMAN Ma'Ayan | ISR | 9 NOV 1986 | 6 | 1.78 | | |
| | FRIEDRICH Ariane | GER | 10 JAN 1984 | 10 | DNS | | |
| | | 1.68 | 1.73 | 1.78 | 1.83 | 1.87 | 1.90 |

| | | | | | | | |
|----|------------------|---|----|-----|-----|----|-----|
| 1 | AYHAN Burcu | - | - | o | o | o | o |
| 1 | BEITIA Ruth | - | - | - | o | o | o |
| 1 | DEMIREVA Mirela | - | - | o | o | o | o |
| 4 | MELFORT Mélanie | - | - | o | o | XO | o |
| 5 | ANGELSEN Tonje | - | - | - | XO | o | XO |
| 6 | PALŠYTE Airine | - | - | o | o | o | XXO |
| 7 | JUNGMARK Ebba | - | - | o | o | XO | XXO |
| 8 | STERYIOU Adonía | - | o | o | o | o | XXX |
| 9 | ILJUŠTENKO Anna | - | - | - | o | XO | XXX |
| 10 | SMOLANDER Elina | - | XO | o | XXX | | |
| 11 | GOLLNER Monika | - | o | XO | XXX | | |
| 12 | FURMAN Ma'Ayan | o | o | XXO | XXX | | |
| | FRIEDRICH Ariane | | | | | | |

Qualified: qualifying perf. 1.92 (Q) or 12 best performers (q) to the advance to the Final

INTERNET Service: www.european-athletics.org

Timing, Measurement & Data Service by  **OMEGA**

printed at WED 27 JUN 2012 11:46

Page 1 of 2

Results Shot Put Women Qualification

| | | | | |
|----------------------------|----------------------------------|-----|----------------|-------------|
| EUROPEAN RECORD | 22.63m Natalya LISOVSKAYA | URS | Moskva (URS) | 7 JUN 1987 |
| CHAMPIONSHIP RECORD | 21.69m PAVLYSH Vita | UKR | Budapest (HUN) | 20 AUG 1998 |

Shot Put Women
Qualification Group A
28 JUN 2012 / 12:30

| Rank | Name | Nat | Date of Birth | Order | Result |
|------|-----------------------------|-----|---------------|-------|----------------|
| 1 | TARASOVA Irina | RUS | 15 APR 1987 | 4 | 18.31 Q |
| 2 | SCHWANITZ Christina | GER | 24 DEC 1985 | 5 | 17.92 Q |
| 3 | MAVRODIEVA Radoslava | BUL | 13 MAR 1987 | 7 | 17.55 Q |
| 4 | MÁRTON Anita | HUN | 15 JAN 1989 | 8 | 17.30 q |
| 5 | GUBA Paulina | POL | 14 MAY 1991 | 3 | 17.29 q |
| 6 | HELTNE Anca | ROU | 1 JAN 1978 | 1 | 16.70 q |
| 7 | NICOLETTI Julaika | ITA | 20 MAR 1988 | 9 | 15.94 |
| 8 | MUCHKAEV Annastasia | ISR | 18 JUL 1991 | 2 | 15.83 |
| 9 | HELIN Suvi | FIN | 10 MAY 1985 | 6 | 15.05 |

| | | 1 | | | 2 | | | 3 |
|---|-------------------|-------|--|-------|---|-------|--|---|
| 1 | TARASOVA Irina | 18.31 | | | | | | |
| 2 | SCHWANITZ C | x | | 17.92 | | | | |
| 3 | MAVRODIEVA R | 17.55 | | | | | | |
| 4 | MÁRTON Anita | 16.69 | | 16.74 | | 17.30 | | |
| 5 | GUBA Paulina | 16.63 | | 17.29 | | 16.80 | | |
| 6 | HELTNE Anca | 16.00 | | 16.70 | | 16.33 | | |
| 7 | NICOLETTI Julaika | x | | 15.94 | | x | | |
| 8 | MUCHKAEV A | 14.37 | | x | | 15.83 | | |
| 9 | HELIN Suvi | 14.69 | | 14.73 | | 15.05 | | |

Shot Put Women
Qualification Group B
28 JUN 2012 / 12:30

| Rank | Name | Nat | Date of Birth | Order | Result |
|------|---------------------------|-----|---------------|-------|----------------|
| 1 | KLEINERT Nadine | GER | 20 OCT 1975 | 8 | 18.65 Q |
| 2 | TERLECKI Josephine | GER | 17 FEB 1986 | 3 | 18.22 Q |
| 3 | ROSA Chiara | ITA | 28 JAN 1983 | 9 | 17.89 Q |
| 4 | CÉRIVAL Jessica | FRA | 20 JAN 1982 | 4 | 17.15 q |
| 5 | ENGMAN Helena | SWE | 16 JUN 1976 | 7 | 16.88 q |
| 6 | SKUJYTE Austra | LTU | 12 AUG 1979 | 2 | 16.73 q |
| 7 | RUIZ Úrsula | ESP | 11 AUG 1983 | 5 | 16.39 |
| 8 | FRANCIS Eden | GBR | 19 OCT 1988 | 6 | 16.35 |
| 9 | MUZARIC Valentina | CRO | 23 JUL 1992 | 1 | 15.33 |

| | | 1 | | | 2 | | | 3 |
|---|--------------------|-------|--|-------|---|-------|--|---|
| 1 | KLEINERT Nadine | 18.65 | | | | | | |
| 2 | TERLECKI Josephine | x | | 18.22 | | | | |
| 3 | ROSA Chiara | 17.89 | | | | | | |
| 4 | CÉRIVAL Jessica | 16.99 | | 16.75 | | 17.15 | | |
| 5 | ENGMAN Helena | 16.88 | | x | | x | | |
| 6 | SKUJYTE Austra | 15.68 | | 16.22 | | 16.73 | | |
| 7 | RUIZ Úrsula | 16.35 | | 16.24 | | 16.39 | | |
| 8 | FRANCIS Eden | 15.83 | | x | | 16.35 | | |
| 9 | MUZARIC Valentina | 14.55 | | x | | 15.33 | | |

Qualified: qualifying perf. 17.40 (Q) or 12 best performers (q) to the advance to the Final

Weather conditions at the beginning of the 1st heat

Temperature: 16 °C Humidity: 60 % Conditions: Partly cloudy

INTERNET Service: www.european-athletics.org
Timing, Measurement & Data Service by OMEGA

printed at THU 28 JUN 2012 12:52

Page 1 of 1

INTERNATIONAL PARTNERS



Results Discus Women Qualification

| | | | | |
|----------------------------|--------------------------------|-----|----------------------|-------------|
| EUROPEAN RECORD | 76.80m REINSCH Gabriele | GDR | Neubrandenburg (GDR) | 9 JUL 1988 |
| CHAMPIONSHIP RECORD | 71.36m SACHSE Diana | GDR | Stuttgart (FRG) | 28 AUG 1986 |

Discus Women
Qualification Group A
30 JUN 2012 / 11:00

| Rank | Name | Nat | Date of Birth | Order | Result | |
|------|-------------------|-----|---------------|-------|--------|---|
| 1 | MÜLLER Nadine | GER | 21 NOV 1985 | 6 | 64.49 | Q |
| 2 | SEMENOVA Nataliya | UKR | 7 JUL 1982 | 9 | 59.59 | q |
| 3 | WISNIEWSKA Joanna | POL | 24 MAY 1972 | 5 | 57.54 | q |
| 4 | CECHLOVÁ Vera | CZE | 19 NOV 1978 | 12 | 57.52 | q |
| 5 | APOSTOLICO Tamara | ITA | 28 APR 1989 | 11 | 56.95 | q |
| 6 | ESMER Dilek | TUR | 15 JAN 1988 | 7 | 55.11 | |
| 7 | SENDRIUTE Zinaida | LTU | 10 JUN 1984 | 2 | 53.97 | |
| 8 | ASENJO Sabina | ESP | 3 AUG 1986 | 1 | 53.92 | |
| 9 | RODRIGUES Irina | POR | 5 FEB 1991 | 8 | 53.01 | |
| 10 | KÄMÄRÄINEN Sanna | FIN | 8 FEB 1986 | 3 | 52.21 | |
| 11 | NICHOLLS Jade | GBR | 30 MAR 1987 | 13 | 51.75 | |
| 12 | RIGISHVILI Salome | GEO | 26 JAN 1990 | 4 | 49.65 | |
| 13 | TÖLLASSON Kätlin | EST | 4 JUN 1993 | 10 | 48.55 | |

| | 1 | 2 | 3 |
|----|-------------------|-------|-------|
| 1 | MÜLLER Nadine | 64.49 | |
| 2 | SEMENOVA Nataliya | x | 59.59 |
| 3 | WISNIEWSKA Joanna | 56.39 | 57.54 |
| 4 | CECHLOVÁ Vera | 57.52 | 57.18 |
| 5 | APOSTOLICO Tamara | 55.64 | 56.95 |
| 6 | ESMER Dilek | 53.94 | 55.11 |
| 7 | SENDRIUTE Zinaida | 53.97 | x |
| 8 | ASENJO Sabina | 53.92 | x |
| 9 | RODRIGUES Irina | x | 52.35 |
| 10 | KÄMÄRÄINEN Sanna | 50.70 | 51.97 |
| 11 | NICHOLLS Jade | 49.46 | 50.38 |
| 12 | RIGISHVILI Salome | 45.71 | x |
| 13 | TÖLLASSON Kätlin | 48.55 | x |

Discus Women
Qualification Group B
30 JUN 2012 / 12:35

| Rank | Name | Nat | Date of Birth | Order | Result | |
|------|----------------------|-----|---------------|-------|--------|---|
| 1 | PERKOVIC Sandra | CRO | 21 JUN 1990 | 4 | 62.01 | Q |
| 2 | ROBERT-MICHON Méline | FRA | 18 JUL 1979 | 10 | 61.86 | Q |
| 3 | TOMAŠEVIC Dragana | SRB | 4 JUN 1982 | 2 | 61.65 | Q |
| 4 | RÜH Anna | GER | 17 JUN 1993 | 1 | 60.73 | q |
| 5 | FISCHER Julia | GER | 1 APR 1990 | 7 | 59.95 | q |
| 6 | ARTÍC Natalia | MDA | 24 JUL 1987 | 5 | 57.42 | q |
| 7 | JANSEN Monique | NED | 3 OCT 1978 | 11 | 57.12 | q |
| 8 | STANKOVÁ Eliška | CZE | 11 NOV 1984 | 9 | 55.22 | |
| 9 | BORDIGNON Laura | ITA | 26 MAR 1981 | 3 | 55.11 | |
| 10 | KARSAK Kateryna | UKR | 26 DEC 1985 | 12 | 54.32 | |
| 11 | KOMULAINEN Tanja | FIN | 2 MAR 1980 | 6 | 53.52 | |
| 12 | KUBELOVÁ Jitka | CZE | 2 OCT 1991 | 8 | 51.71 | |

| | 1 | 2 | 3 |
|----|-------------------|-------|-------|
| 1 | PERKOVIC Sandra | x | 62.01 |
| 2 | ROBERT-MICHON M | 57.84 | 60.69 |
| 3 | TOMAŠEVIC Dragana | 56.48 | 59.04 |
| 4 | RÜH Anna | 55.90 | 58.42 |
| 5 | FISCHER Julia | 59.05 | 59.95 |
| 6 | ARTÍC Natalia | 49.48 | 57.42 |
| 7 | JANSEN Monique | 57.12 | x |
| 8 | STANKOVÁ Eliška | 55.22 | x |
| 9 | BORDIGNON Laura | 49.56 | 52.07 |
| 10 | KARSAK Kateryna | x | 54.32 |
| 11 | KOMULAINEN Tanja | x | 50.04 |
| 12 | KUBELOVÁ Jitka | 47.28 | 50.49 |

Qualified: qualifying perf. 61.00 (Q) or 12 best performers (q) to the advance to the Final

INTERNET Service: www.european-athletics.org
Timing, Measurement & Data Service by OMEGA

printed at SAT 30 JUN 2012 13:17

Page 1 of 2

INTERNATIONAL PARTNERS



Results Discus Women Final

1 JUL 2012
Start Time: 18:05

| | | | | | |
|----------------------------|---------------|-------------------------|-----|----------------------|-------------|
| EUROPEAN RECORD | 76.80m | REINSCH Gabriele | GDR | Neubrandenburg (GDR) | 9 JUL 1988 |
| CHAMPIONSHIP RECORD | 71.36m | SACHSE Diana | GDR | Stuttgart (FRG) | 28 AUG 1986 |

| Rank | Name | Nat | Date of Birth | 1 | 2 | 3 | 4 | 5 | 6 | Result |
|------|----------------------|-----|---------------|-------|-------|-------|-------|-------|-------|--------------|
| 1 | PERKOVIC Sandra | CRO | 21 JUN 1990 | x | x | 67.62 | 62.93 | x | 62.53 | 67.62 |
| 2 | MÜLLER Nadine | GER | 21 NOV 1985 | 63.53 | 64.99 | 65.41 | x | 62.03 | 64.01 | 65.41 |
| 3 | SEMENOVA Nataliya | UKR | 7 JUL 1982 | x | 61.03 | x | 62.45 | 62.91 | 60.41 | 62.91 |
| 4 | RÜH Anna | GER | 17 JUN 1993 | 60.30 | 58.49 | x | 59.83 | 62.65 | 59.43 | 62.65 |
| 5 | FISCHER Julia | GER | 1 APR 1990 | 55.17 | 59.45 | 60.24 | 61.11 | 62.10 | x | 62.10 |
| 6 | ROBERT-MICHON Mélina | FRA | 18 JUL 1979 | 58.70 | x | x | x | 60.41 | 60.41 | 60.41 |
| 7 | CECHLOVÁ Vera | CZE | 19 NOV 1978 | 60.08 | x | 57.58 | x | x | x | 60.08 |
| 8 | ARTÍC Natalia | MDA | 24 JUL 1987 | 57.83 | 58.64 | 54.26 | 55.04 | 57.38 | 57.73 | 58.64 |
| 9 | TOMAŠEVIC Dragana | SRB | 4 JUN 1982 | x | 57.24 | 58.34 | | | | 58.34 |
| 10 | WISNIEWSKA Joanna | POL | 24 MAY 1972 | 56.49 | 55.47 | 57.72 | | | | 57.72 |
| 11 | JANSEN Monique | NED | 3 OCT 1978 | 55.91 | 57.03 | x | | | | 57.03 |
| 12 | APOSTOLICO Tamara | ITA | 28 APR 1989 | 56.15 | 55.90 | x | | | | 56.15 |


Weather conditions

Temperature: 21 °C Humidity: 55 % Conditions: Sunny

Legend

- Pass x Failure

INTERNET Service: www.european-athletics.org

Timing, Measurement & Data Service by  **OMEGA**

printed at SUN 1 JUL 2012 19:08

Page 1 of 1

INTERNATIONAL PARTNERS

