



RESULTS



400 Metres Boys - Round 1

First 3 in each heat (Q) and the next 6 fastest (q) advance to the Semi-Finals

RECORDS	RESULT	NAME	COUNTRY	AGE	VENUE	DATE
World Youth Best	WYB	45.14	Obea MOORE	USA	16	Santiago de Chile 2 Sep 1995
Championship Record	CR	45.24	Kirani JAMES	GRN	17	Bressanone 10 Jul 2009
World Youth Leading	WYL	45.55	Christopher TAYLOR	JAM	16	Kingston (NS), JAM 13 Jun 2015

Heat 1

6

15 July 2015 11:51 START TIME

27° C TEMPERATURE 62 % HUMIDITY

PLACE	BIB	NAME	COUNTRY	DATE of BIRTH	LANE	RESULT	REACTION	Fn
1	54	Karabo SIBANDA	BOT	02 Jul 98	3	47.46 Q	0.139	
2	112	Yuang WU	CHN	18 Mar 98	8	48.02 Q	0.226	
3	558	Miquel SHEPPER	SUR	26 Jan 98	4	48.30 Q PB	0.176	
4	349	Anthony CARPENTER	JAM	23 Jan 99	2	48.31	0.299	
5	146	Petar MELNJAK	CRO	29 Mar 98	1	48.59	0.184	
6	291	Mihail PAPPÁS	GRE	24 Feb 98	5	48.85	0.352	
7	125	Andrés Guillermo HERNÁNDEZ	COL	09 Jun 98	6	49.02 PB	0.197	
8	174	Sebastián ACUÑA	ECU	25 Feb 98	7	52.01	0.191	

Heat 2

6

15 July 2015 11:57 START TIME

27° C TEMPERATURE 62 % HUMIDITY

PLACE	BIB	NAME	COUNTRY	DATE of BIRTH	LANE	RESULT	REACTION	Fn
1	140	Anthony José ZAMBRANO	COL	17 Jan 98	5	46.27 Q PB	0.165	
2	358	Christopher TAYLOR	JAM	01 Oct 99	3	46.30 Q	0.173	
3	374	Manato SASAKI	JPN	26 Feb 98	1	47.27 Q	0.134	
4	441	Roger ORDAZ	MEX	15 Apr 98	8	47.74 q PB	0.173	
5	490	Tymoteusz ZIMNY	POL	14 Mar 98	2	48.09 q PB	0.197	
6	589	Bayraktar Berkay ÇALIK	TUR	04 Aug 98	4	48.38 PB	0.164	
7	572	Ndzingeko DLAMINI	SWZ	17 Sep 99	7	48.54 PB	0.234	
8	207	Álvaro SIERRA	ESP	28 Mar 98	6	49.30	0.155	

Heat 3

6

15 July 2015 12:04 START TIME

27° C TEMPERATURE 62 % HUMIDITY

PLACE	BIB	NAME	COUNTRY	DATE of BIRTH	LANE	RESULT	REACTION	Fn
1	91	Jamal WALTON	CAY	25 Nov 98	5	47.35 Q	0.170	
2	277	Marvin SCHLEGEL	GER	02 Jan 98	6	47.57 Q	0.249	
3	365	Ryota KITAHARA	JPN	16 Jul 98	2	47.69 Q	0.220	
4	78	Nathan FRIGINETTE	CAN	30 Nov 99	1	48.38 PB	0.217	
5	325	Taha Hussein YASEEN	IRQ	01 Jan 98	4	48.59	0.196	
6	329	Rodney GRIFFIN	ISV	02 Dec 98	3	49.09 PB	0.210	
7	42	Michaiah ROBINSON	BER	27 Apr 98	7	49.49	0.176	
172		Christopher MELENCIANO	DOM	13 May 98	8	DQ 163.3(a)	0.437	

NOTE IAAF Rule 163.3(a) - Lane infringement





RESULTS
400 Metres Boys - Round 1

Heat 4 6 15 July 2015 12:10 START TIME 27° C 62 %
TEMPERATURE HUMIDITY

PLACE	BIB	NAME	COUNTRY	DATE of BIRTH	LANE	RESULT	REACTION	Fn
1	23	Louis STENMARK	AUS	22 Mar 98	2	47.17 Q	0.225	
2	515	André Nicholas MARICH	RSA	12 Mar 98	1	48.41 Q	0.155	
3	543	Anej ZUPANC	SLO	29 Sep 98	6	48.44 Q	PB	0.197
4	193	Manuel GUIJARRO	ESP	07 Jul 98	5	48.54		0.164
5	52	Kagiso MOYUTHU	BOT	30 May 98	7	48.72	PB	0.210
6	210	Kristjan JOOSEP	EST	28 Jun 98	8	49.34		0.184
7	70	Michael AONO	CAN	06 Jul 98	3	50.18		0.157
	171	Luis CHARLES	DOM	03 Dec 98	4	DQ 163.3(a)		0.196

NOTE IAAF Rule 163.3(a) - Lane infringement

Heat 5 6 15 July 2015 12:17 START TIME 27° C 62 %
TEMPERATURE HUMIDITY

PLACE	BIB	NAME	COUNTRY	DATE of BIRTH	LANE	RESULT	REACTION	Fn
1	633	Keshun REED	USA	17 Mar 98	4	46.98 Q	0.174	
2	310	Chandan BAURI	IND	02 Feb 98	5	47.15 Q	0.179	
3	388	Edwin NGEETI	KEN	06 Aug 99	6	47.47 Q	0.249	
4	114	Haoran XU	CHN	29 Dec 99	3	47.59 q	PB	0.158
5	442	Edgar RAMÍREZ	MEX	03 Nov 98	8	47.88 q	PB	0.170
6	265	Florian COLON MARTI	GER	15 Apr 98	7	48.07 q		0.189
7	503	Florin Paul GASPAR	ROU	07 Jun 98	2	48.45	PB	0.240
8	27	Nico GAREA	AUT	24 Nov 98	1	48.59	PB	0.184


Heat 6 6 15 July 2015 12:24 START TIME 28° C 55 %
TEMPERATURE HUMIDITY

PLACE	BIB	NAME	COUNTRY	DATE of BIRTH	LANE	RESULT	REACTION	Fn
1	628	Josephus LYLES	USA	22 Jul 98	3	46.26 Q	0.202	
2	243	Loïc PREVOT	FRA	10 Feb 98	5	46.67 Q	PB	0.166
3	389	Josphat Kipngetich NGENO	KEN	26 Aug 98	2	47.72 Q	0.280	
4	330	Vladimir ACETI	ITA	16 Oct 98	4	47.95 q	0.183	
5	413	Austris KARPINSKIS	LAT	14 Jun 98	8	48.54	0.182	
6	450	Rudi Romario PRETORIUS	NAM	15 Feb 98	7	48.55	PB	0.231
7	502	Nicolae Ciprian DAROCZI	ROU	15 May 98	1	49.12	0.191	
8	422	Wai Un LOU	MAC	24 Jan 99	6	51.75	PB	0.210

ALL-TIME OUTDOOR TOP LIST				SEASON OUTDOOR TOP LIST			
RESULT	NAME	VENUE	DATE	RESULT	NAME	VENUE	DATE
45.14	Obea MOORE (USA)	Santiago de Chile	2 Sep 95	45.55	Christopher TAYLOR (JAM)	Kingston (NS), JAM	13 Jun 15
45.15	Riaan DEMPERS (RSA)	Secunda	6 May 94	45.75	Keshun REED (USA)	Austin (Myers Stadium), TX	16 May 15
45.17	William REED (USA)	Tucson, AZ	20 Jun 87	45.77	Josephus LYLES (USA)	Liste, IL	1 Jul 15
45.22	Naqmeldin ALI ABUBAKR (SUD)	Abuja	13 Oct 03	46.22	Jamal WALTON (CAY)	Orlando, FL	23 May 15
45.24	Kirani JAMES (GRN)	Bressanone	10 Jul 09	46.22	Karabo SIBANDA (BOT)	Gaborone	31 May 15
45.35	Usain BOLT (JAM)	Kingston, JAM	5 Apr 03	46.27	Anthony José ZAMBRANO (COL)	Cali	15 Jul 15
45.44	Nduka AWAZIE (NGR)	Dakar	20 Aug 98	46.44	Tyrese COOPER (USA)	Greensboro, NC	21 Jun 15
45.55	Christopher TAYLOR (JAM)	Kingston (NS), JAM	13 Jun 15	46.67	Loïc PREVOT (FRA)	Cali	15 Jul 15
45.60	Ibrahim Ismail MUFTAH (QAT)	New Delhi	17 Nov 89	46.73	Jacob ST.CLAIR (TTO)	Basseterre (Silver Jubilee)	4 Apr 15
45.75	Keshun REED (USA)	Austin (Myers Stadium), TX	16 May 15	46.79	Michael AONO (CAN)	Burnaby, CAN	8 Jun 15



Official IAAF Partners



RESULTS



400m hurdles (83.8cm) Boys - Round 1

First 3 in each heat (Q) and the next 6 fastest (q) advance to the Semi-Finals

BIB 638 DISQUALIFIED BY THE REFEREE

RECORDS	RESULT	NAME	COUNTRY	AGE	VENUE	DATE
World Youth Best	WYB	48.89	L.J. VAN ZYL	RSA	17	Kingston, JAM 19 Jul 2002
Championship Record	CR	49.01	William WYNNE	USA	17	Ostrava 15 Jul 2007
World Youth Leading	WYL	50.87	Ryusei FUJII	JPN	17	Cali 15 Jul 2015

Heat 1 6 15 July 2015 17:05 START TIME 30° C TEMPERATURE 49 % HUMIDITY

PLACE	BIB	NAME	COUNTRY	DATE of BIRTH	LANE	RESULT	REACTION	Fn
1	237	Wilfried HAPPIO	FRA	22 Sep 98	6	52.73 Q PB	0.172	
2	514	Gianni LOMBARD	RSA	22 Jan 98	7	52.99 Q	0.154	
3	87	Cody PAULI	CAN	19 Mar 98	2	53.13 Q PB	0.189	
4	294	José Humberto BERMÚDEZ	GUA	10 Mar 98	4	53.28 q PB	0.221	
5	642	Yolver Eduardo CUMACHE	VEN	07 Jan 98	3	53.66	0.157	
6	98	Cristóbal MUÑOZ	CHI	99	8	54.29 PB	0.230	
7	534	Ow Yeong WEI BIN	SIN	98	5	55.99	0.188	
	353	Leonardo LEDGISTER	JAM	27 Apr 99	1	DNS		

Heat 2 6 15 July 2015 17:12 START TIME 30° C TEMPERATURE 49 % HUMIDITY

PLACE	BIB	NAME	COUNTRY	DATE of BIRTH	LANE	RESULT	REACTION	Fn
1	362	Ryusei FUJII	JPN	18 Mar 98	2	50.87 Q WYL	0.201	
2	518	Morné VAN AS	RSA	02 Jan 98	6	52.16 Q	0.186	
3	352	Jauavney JAMES	JAM	21 Dec 98	1	52.38 Q PB	0.132	
4	400	Hyunbin KIM	KOR	14 Nov 98	4	53.01 q	0.190	
5	283	Yeóryios KALOYERÁKIS	GRE	04 Aug 98	5	53.71	0.263	
6	183	Ricardo Manuel ORTIZ	ESA	04 Feb 99	8	53.74 PB	0.175	
7	574	Alisher PULOTOV	TJK	06 Jan 98	7	53.87 PB	0.203	
	4	Ali Fouhad BINATE	ALG	18 Mar 98	3	DQ 168.7(a)	0.163	

NOTE IAAF Rule 168.7(a) - Trailing leg

Heat 3 6 15 July 2015 17:21 START TIME 30° C TEMPERATURE 49 % HUMIDITY

PLACE	BIB	NAME	COUNTRY	DATE of BIRTH	LANE	RESULT	REACTION	Fn
1	586	Mohamed Amine TOUATI	TUN	09 Sep 98	6	52.71 Q PB	0.184	
2	632	Cory POOLE	USA	29 Jul 99	3	52.98 Q	0.161	
3	201	Aleix PORRAS	ESP	11 Sep 99	7	53.14 Q	0.158	
4	181	Pablo Andrés IBÁÑEZ	ESA	28 Oct 98	1	53.35 q	0.198	
5	540	Sandi OMERADŽIC	SLO	03 Sep 98	5	54.15	0.282	
6	29	Tim NEMETH	AUT	21 Mar 98	8	54.63	0.184	
7	73	Scott CHALUPIAK	CAN	09 Jun 99	2	54.64 PB	0.190	
8	407	Muath Ali AL SAAD	KSA	06 Jan 98	4	55.04	0.174	





RESULTS
400m hurdles (83.8cm) Boys - Round 1

Heat 4 **6**

15 July 2015 17:26 START TIME 28° C TEMPERATURE 55 % HUMIDITY

PLACE	BIB	NAME	COUNTRY	DATE of BIRTH	LANE	RESULT	REACTION	Fn
1	387	Emmanuel Kipyegon LANGAT	KEN	26 Dec 99	7	51.70 Q PB	0.234	
2	144	Hrvoje CUKMAN	CRO	28 May 98	5	52.09 Q	0.235	
3	335	Federico CESATI	ITA	28 Sep 98	8	52.68 Q PB	0.215	
4	414	Maksims SINCUKOVŠ	LAT	26 Jun 98	2	52.83 q PB	0.208	
5	445	Osmar TORRES	MEX	22 Jul 98	6	53.65	0.186	
6	35	Branson ROLLE	BAH	17 Jan 99	3	55.70	0.162	
7	328	Adam YAKOBI	ISR	11 Jan 98	4	56.56	0.185	
8	582	Mohamed Amine FALEH	TUN	25 Oct 98	1	59.21	0.227	

Heat 5 **6**

15 July 2015 17:33 START TIME 28° C TEMPERATURE 55 % HUMIDITY

PLACE	BIB	NAME	COUNTRY	DATE of BIRTH	LANE	RESULT	REACTION	Fn
1	623	Norman GRIMES	USA	06 Jan 98	4	50.95 Q PB	0.195	
2	377	Masaki TOYODA	JPN	17 Jan 98	5	52.87 Q PB	0.173	
3	104	Mingjian HUANG	CHN	16 Apr 98	1	53.68 Q	0.182	
4	383	Nicholus Kiprotich CHIRCHIR	KEN	21 Nov 98	8	54.13	0.183	
5	446	Fernando Arodi VEGA	MEX	19 Feb 98	3	54.27	0.205	
6	315	Santhosh Kumar TAMILARASAN	IND	01 Jan 98	2	54.92	0.300	
7	124	Juan Camilo DURÁN	COL	04 Apr 98	7	58.52	0.197	
	638	Shokhrukh BARATOV	UZB	02 Feb 98	6	DQ 168.7(a)	0.208	

NOTE IAAF Rule 168.7(a) - Trailing leg

Heat 6 **6**

15 July 2015 17:39 START TIME 28° C TEMPERATURE 55 % HUMIDITY


PLACE	BIB	NAME	COUNTRY	DATE of BIRTH	LANE	RESULT	REACTION	Fn
1	37	Rivaldo LEACOCK	BAR	01 Sep 98	4	51.35 Q	0.174	
2	525	Vladimir LYSENKO	RUS	10 Jun 98	8	53.46 Q	0.194	
3	547	Darshana M. S. R. U. KUMARABATAGALLA	SRI	03 Jan 98	2	53.60 Q	0.183	
4	2	Akram BEKHTAOUI	ALG	20 Jul 98	5	53.62 q PB	0.225	
5	337	Mattia DI PANFILO	ITA	24 Oct 99	6	53.64 q	0.194	
6	535	Aljani BRIDGEWATER	SKN	98	7	54.60	0.167	
7	433	Lee Yong QUEK	MAS	21 Jul 98	3	55.36 PB	0.210	
8	542	Samo STANKOVIC	SLO	13 Sep 98	1	56.19	0.189	

ALL-TIME OUTDOOR TOP LIST

SEASON OUTDOOR TOP LIST

RESULT	NAME	VENUE	DATE	RESULT	NAME	VENUE	DATE
49.01	William WYNNE (USA)	Ostrava	15 Jul 07	50.87	Ryusei FUJII (JPN)	Cali	15 Jul 15
49.86	Marnus KRITZINGER (RSA)	Bydgoszcz	18 Jul 99	50.95	Norman GRIMES (USA)	Cali	15 Jul 15
49.91	Jason RICHARDSON (USA)	Sherbrooke	12 Jul 03	51.34	Rivaldo LEACOCK (BAR)	Basseterre (Silver Jubilee)	5 Apr 15
49.95	Sergio HIERREZUELO (CUB)	Bydgoszcz	18 Jul 99	51.49	Morné VAN AS (RSA)	Bloemfontein	11 Apr 15
50.14	Norge SOTOMAYOR (CUB)	La Habana (EP)	23 Jun 10	51.70	Emmanuel Kipyegon LANGAT (KEN)	Cali	15 Jul 15
50.25	Minás ALOZÍDIS (SYR)	Debrecen	14 Jul 01	51.75	Aleix PORRAS (ESP)	Ciudad Real	28 Jun 15
50.30	L.J. VAN ZYL (RSA)	Pretoria	13 Apr 02	51.76	Gianni LOMBARD (RSA)	Bloemfontein	11 Apr 15
50.33	Reginald WYATT (USA)	Ostrava	15 Jul 07	51.83	Hrvoje CUKMAN (CRO)	Cakovec	7 Jun 15
50.37	Amaury R. VALLE (CUB)	Ostrava	15 Jul 07	51.94	Linford MAREE (RSA)	Bloemfontein	11 Apr 15
50.39	Marvin WILLIAMS (JAM)	Donetsk	13 Jul 13	52.22	Nico PRINSLOO (RSA)	Bloemfontein	11 Apr 15





RESULTS



Long Jump Boys - Qualification

With qualifying standard of 7.45 (Q) or at least the 12 best performers (q) advance to the Final

RECORDS	RESULT	NAME	COUNTRY	AGE	VENUE	DATE
World Youth Best WYB	8.25	Luis Alberto BUENO	CUB	17	La Habana	28 Sep 1986
Championship Record CR	7.95	Chris NOFFKE	AUS	17	Marrakech	15 Jul 2005
World Youth Leading WYL	8.12	Maykel Demetrio MASSÓ	CUB	16	La Habana (EP)	9 May 2015

Group A

15 July 2015 12:10 START TIME 27° C TEMPERATURE 62 % HUMIDITY
13:07 END TIME 28° C 55 %

PLACE	BIB	NAME	COUNTRY	DATE of BIRTH	ORDER	RESULT	1	2	3
1	292	Miltiádis TENTÓGLOU	GRE	18 Mar 98	14	7.57 Q +0.8	7.57 +0.8		
2	107	Yuhao SHI	CHN	26 Sep 98	3	7.51 Q PB +0.4	7.33 +0.5	7.51 +0.4	
3	153	Maykel Demetrio MASSÓ	CUB	08 May 99	2	7.51 Q -0.5	7.51 -0.5		
4	206	Héctor SANTOS	ESP	06 Jan 98	4	7.33 q +0.6	7.33 +0.6	7.25 +0.9	X +0.7
5	401	Youngbin KIM	KOR	23 May 98	6	7.33 q +0.2	7.19 -0.3	7.33 +0.2	7.08 -1.5
6	66	Eberson SILVA	BRA	25 Jul 99	10	7.33 q +1.5	6.75 +0.8	X -0.7	7.33 +1.5
7	378	Hibiki TSUHA	JPN	21 Jan 98	13	7.30 +0.1	7.22 +1.8	7.08 +0.2	7.30 +0.1
8	385	Edward KIPLIMO	KEN	24 May 98	1	7.22 -0.1	7.22 -0.1	6.49 +2.0	6.77 +1.1
9	351	Paketo DUDLEY	JAM	07 Sep 98	11	7.16 +0.2	7.16 +0.2	7.10 -0.3	6.91 +1.2
10	278	Gianni SEEGER	GER	23 Aug 98	9	7.16 +1.6	4.48 -0.3	5.86 +0.1	7.16 +1.6
11	508	Maudas BANDA	RSA	20 May 98	5	7.04 +0.1	X -0.2	6.84 +0.3	7.04 +0.1
12	38	Marvin NICQUE	BEL	15 Apr 98	7	6.97 +0.2	6.74	6.97 +0.2	6.75 -0.1
13	624	Denzel HARPER	USA	05 Apr 98	12	6.90 0.0	6.83 +0.6	6.83 +0.3	6.90 0.0
14	133	Yeimer PALACIOS	COL	22 Apr 99	8	6.73 +0.4	6.73 +0.4	X +1.0	X +0.7





RESULTS
Long Jump Boys - Qualification

Group B		15 July 2015	12:12 START TIME	27° C TEMPERATURE	62 % HUMIDITY				
		13:07 END TIME	28° C	55 %					
PLACE	BIB	NAME	COUNTRY	DATE of BIRTH	ORDER	RESULT	1	2	3
1	21	Darcy ROPER	AUS	31 Mar 98	14	7.88 Q -0.1	X +2.1	7.88 -0.1	
2	152	Juan Miguel ECHEVARRÍA	CUB	11 Aug 98	1	7.73 Q 0.0	7.19 +0.3	7.73 0.0	
3	626	Justes NANCE	USA	10 Apr 98	3	7.62 Q PB +0.2	X -0.2	7.62 +0.2	
4	281	Simon ZIENERT	GER	21 Jan 98	13	7.51 Q PB -0.3	4.20 +0.2	7.51 -0.3	
5	369	Masashi MIYAUCHI	JPN	04 Feb 98	9	7.40 q +1.0	X +0.3	7.28 +0.6	7.40 +1.0
6	531	Evgeniy TIMOFEEV	RUS	30 May 98	8	7.30 q +0.4	7.25 -0.4	7.15 +0.4	7.30 +0.4
7	45	Artsiom HURYN	BLR	17 Feb 98	2	7.29 +1.0	7.29 +1.0	X +1.8	7.00 +0.7
8	448	Antonio VILLEGAS	MEX	02 Jun 99	11	7.23 +1.3	7.12 -0.8	X +0.5	7.23 +1.3
9	148	Ivan VUJEVIC	CRO	30 Aug 98	7	7.12 0.0	7.12 0.0	6.85 -0.8	7.09 -1.4
10	427	Mouhcine KHOUA	MAR	26 Jul 98	6	7.03 +0.4	7.03 +0.4	X 0.0	6.64 -1.7
11	12	Hrachya AMIRJANYAN	ARM	19 Nov 98	5	6.76 0.0	6.70 w +2.2	6.76 0.0	6.69 +0.2
12	261	Saba KURDGELIA	GEO	08 May 98	10	6.72 +0.2	6.72 +0.2	6.69 +0.8	6.66 +0.9
13	398	Dongjin AHN	KOR	27 Apr 98	4	5.03 +1.7	5.03 +1.7	X +0.2	X +2.7
	287	Panayiótis MANTZOUROYIÁNNIS	GRE	25 Aug 99	12	NM	X +0.5	X 0.0	X 0.0

ALL-TIME OUTDOOR TOP LIST				SEASON OUTDOOR TOP LIST			
RESULT	NAME	VENUE	DATE	RESULT	NAME	VENUE	DATE
8.25	Luis Alberto BUENO (CUB)	La Habana	28 Sep 86	8.12	Maykel Demetrio MASSÓ (CUB)	La Habana (EP)	9 May 15
8.17	Xiaoyi ZHANG (CHN)	Chongqing	23 Apr 06	8.05	Juan Miquel ECHEVARRÍA (CUB)	La Habana (EP)	15 May 15
8.12	Ahmed Fayez AL-DOSARI (KSA)	Al-Qatif	27 Mar 02	7.91	Darcy ROPER (AUS)	Brisbane (QSAC)	29 Mar 15
8.12	Maykel Demetrio MASSÓ (CUB)	La Habana (EP)	9 May 15	7.78	Ja'Mari WARD (USA)	Belleville, IL	28 Apr 15
8.05	Kareem STREETE-THOMPSON (CAY)	Orlando, FL	20 Jul 90	7.71	Edward KIPLIMO (KEN)	Nairobi (Nyayo Stadium)	1 Apr 15
8.05	Juan Miquel ECHEVARRÍA (CUB)	La Habana (EP)	15 May 15	7.69	Miltiádis TENTÓGLOU (GRE)	Sérres	28 Jun 15
8.04	Jianan WANG (CHN)	Kunshan	22 Sep 12	7.67	Mouhcine KHOUA (MAR)	Fès	24 May 15
8.03	Cheng WANG (CHN)	Shanghai	22 Oct 97	7.62	Evgeniy TIMOFEEV (RUS)	Krasnodar	23 May 15
8.02	Penq CAI (CHN)	Xinxiang	24 May 99	7.62	Justes NANCE (USA)	Cali	15 Jul 15
7.98	Jonathan MOORE (GBR)	Dôle	29 Jul 01	7.60	Eberson SILVA (BRA)	Cuiabá	2 May 15





RESULTS



100 Metres Boys - Decathlon Youth

Heat 1

15 July 2015 09:30 START TIME

24° C TEMPERATURE 69 % HUMIDITY

-1.3m/s WIND

PLACE	BIB	NAME	COUNTRY	DATE of BIRTH	LANE	RESULT	REACTION	Fn	POINTS	TOTAL
1	411	Mohammad ALFERAS	KUW	27 Mar 98	4	11.41	PB	0.197	771	771
2	416	Matas ADAMONIS	LTU	26 Jun 98	7	11.61	PB	0.179	730	730
3	166	Jonas BJERREMAND	DEN	26 May 98	5	11.65	PB	0.181	721	721
4	570	Jakob SAMUELSSON	SWE	19 Feb 98	2	11.79	PB	0.167	693	693
5	143	Trpimir ŠIROKI	CRO	24 Sep 98	6	11.85		0.225	681	681
6	338	Marco LEONE	ITA	25 Mar 98	3	12.21		0.182	610	610

Heat 2

15 July 2015 09:35 START TIME

24° C TEMPERATURE 69 % HUMIDITY

-0.2m/s WIND

PLACE	BIB	NAME	COUNTRY	DATE of BIRTH	LANE	RESULT	REACTION	Fn	POINTS	TOTAL
1	40	Jorg VANLIERDE	BEL	24 Feb 99	7	11.26	PB	0.164	804	804
2	419	Ernest KOLENDA	LTU	01 Feb 98	4	11.27	PB	0.170	801	801
3	530	Dmitriy SOLOMATIN	RUS	15 Apr 98	3	11.41	PB	0.169	771	771
4	232	Axel CLÉMENT	FRA	16 Jan 98	2	11.44	PB	0.172	765	765
5	270	Niklas KAUL	GER	11 Feb 98	6	11.59		0.200	734	734
6	39	Jean-Baptiste NUTTE	BEL	19 Nov 98	5	11.71		0.164	709	709

Heat 3

15 July 2015 09:42 START TIME

24° C TEMPERATURE 69 % HUMIDITY

-0.9m/s WIND

PLACE	BIB	NAME	COUNTRY	DATE of BIRTH	LANE	RESULT	REACTION	Fn	POINTS	TOTAL
1	184	Izan AHICART	ESP	27 Apr 98	4	11.12	PB	0.172	834	834
2	162	Jan KISIALA	CZE	10 Apr 98	6	11.16	PB	0.165	825	825
3	481	Patryk BARAN	POL	22 Apr 98	2	11.26	PB	0.165	804	804
4	466	Toralv OPSAL	NOR	09 Mar 98	5	11.26	PB	0.186	804	804
5	557	Stiward PEÑA	SUI	15 Jan 98	3	11.39		0.169	776	776
6	57	Anderson Luiz DA SILVA	BRA	09 May 98	7	11.51		0.183	750	750
7	89	Jasper SCHIEDEL	CAN	11 Jan 98	8	11.62		0.199	728	728

Heat 4

15 July 2015 09:47 START TIME

24° C TEMPERATURE 69 % HUMIDITY

-0.9m/s WIND

PLACE	BIB	NAME	COUNTRY	DATE of BIRTH	LANE	RESULT	REACTION	Fn	POINTS	TOTAL
1	209	Hans-Christian HAUSENBERG	EST	18 Sep 98	2	10.93		0.145	876	876
2	231	Ludovic BESSON	FRA	27 Jan 98	4	10.97	PB	0.187	867	867
3	256	Sam TALBOT	GBR	17 Feb 99	6	11.07	PB	0.168	845	845
4	630	George PATRICK	USA	23 Feb 98	5	11.18		0.193	821	821
5	58	Caio DA SILVA	BRA	08 Apr 99	8	11.18		0.180	821	821
6	280	Maximilian VOLLMER	GER	12 Mar 98	3	11.22		0.166	812	812
7	211	Martin MOLDAU	EST	09 Jan 98	7	11.24		0.186	808	808





RESULTS




Long Jump Boys - Decathlon Youth

Group A

15 July 2015 10:21 START TIME 24° C 69 %
TEMPERATURE HUMIDITY
11:18 END TIME 27° C 62 %

PLACE	BIB	NAME	COUNTRY	DATE of BIRTH	ORDER	RESULT	1	2	3	POINTS	TOTAL
1	530	Dmitriy SOLOMATIN	RUS	15 Apr 98	1	6.94 0.0	6.72 +1.3	6.94 0.0	6.88 -1.2	799	1570
2	270	Niklas KAUL	GER	11 Feb 98	11	6.76 +1.1	6.76 +1.1	6.75 +1.2	6.69 +0.9	757	1491
3	557	Stiward PEÑA	SUI	15 Jan 98	5	6.73 -1.0	6.56 +0.8	6.57 +0.4	6.73 -1.0	750	1526
4	40	Jorg VANLIERDE	BEL	24 Feb 99	7	6.55 +1.3	6.29 +1.0	6.55 +1.3	6.09 -0.2	709	1513
5	57	Anderson Luiz DA SILVA	BRA	09 May 98	12	6.53 -0.7	X -0.4	6.53 -0.7	X -1.5	704	1454
6	419	Ernest KOLENDA	LTU	01 Feb 98	6	6.48 -0.5	6.15 +1.0	X +1.0	6.48 -0.5	693	1494
7	58	Caio DA SILVA	BRA	08 Apr 99	4	6.35 -0.1	5.90 +0.5	5.99 +0.7	6.35 -0.1	664	1485
8	280	Maximilian VOLLMER	GER	12 Mar 98	8	6.34 +2.6	6.34 w +2.6	6.13 +0.4	6.24 +0.3	661	1473
9	166	Jonas BJERREMAND	DEN	26 May 98	2	6.31 +1.2	6.31 +1.2	X +1.4	5.96 +0.1	655	1376
10	411	Mohammad ALFERAS	KUW	27 Mar 98	3	6.24 +1.7	4.87 +0.4	6.24 +1.7	5.04 -0.4	639	1410
11	338	Marco LEONE	ITA	25 Mar 98	10	6.17 +1.2	5.93 +0.8	5.66 +0.5	6.17 +1.2	624	1234
12	184	Izan AHICART	ESP	27 Apr 98	13	6.15 -0.1	X 0.0	5.90 +0.8	6.15 -0.1	619	1453
13	570	Jakob SAMUELSSON	SWE	19 Feb 98	9	6.14 -1.2	X -0.2	6.14 -1.2	X -0.6	617	1310





RESULTS
Long Jump Boys - Decathlon Youth

Group B		15 July 2015	10:23 START TIME	24° C	69 %						
			11:19 END TIME	TEMPERATURE 27° C	HUMIDITY 62 %						
PLACE	BIB	NAME	COUNTRY	DATE of BIRTH	ORDER	RESULT	1	2	3	POINTS	TOTAL
1	209	Hans-Christian HAUSENBERG	EST	18 Sep 98	4	7.53 +0.8	SB 7.27 +1.0	7.53 +0.8	X -0.3	942	1818
2	630	George PATRICK	USA	23 Feb 98	7	7.26 -0.4	PB 7.10 +1.2	7.26 -0.4	7.02 0.0	876	1697
3	256	Sam TALBOT	GBR	17 Feb 99	2	7.12 +1.0	7.12 +1.0	7.03 +0.5	X +0.1	842	1687
4	231	Ludovic BESSON	FRA	27 Jan 98	8	7.05 -0.3	PB 6.89 -0.8	7.05 -0.3	6.88 0.0	826	1693
5	466	Toralv OPSAL	NOR	09 Mar 98	3	6.96 -0.2	PB 6.96 -0.2	6.81 +0.5	6.69 -0.7	804	1608
6	143	Trpimir ŠIROKI	CRO	24 Sep 98	12	6.94 +0.7	PB 6.93 -0.5	6.83 -0.3	6.94 +0.7	799	1480
7	162	Jan KISIALA	CZE	10 Apr 98	9	6.88 +0.4	6.78 +0.2	X +1.2	6.88 +0.4	785	1610
8	481	Patryk BARAN	POL	22 Apr 98	6	6.88 +0.9	6.88 +0.9	X +1.2	X -1.1	785	1589
9	416	Matas ADAMONIS	LTU	26 Jun 98	10	6.80 +1.4	X +1.2	6.76 +1.3	6.80 +1.4	767	1497
10	232	Axel CLÉMENT	FRA	16 Jan 98	13	6.65 +0.3	6.65 +0.3	6.50 -0.1	6.22 -0.7	732	1497
11	39	Jean-Baptiste NUTTE	BEL	19 Nov 98	5	6.57 -0.3	6.55 +0.6	6.57 -0.3	6.45 -0.8	713	1422
12	211	Martin MOLDAU	EST	09 Jan 98	11	6.52 +0.9	6.18 -0.7	6.52 +0.9	6.25 +0.9	702	1510
13	89	Jasper SCHIEDEL	CAN	11 Jan 98	1	6.30 -2.2	X +1.2	6.22 +0.5	6.30 -2.2	652	1380





RESULTS



Shot Put (5kg) Boys - Decathlon Youth

Group A

15 July 2015 12:00 START TIME 27° C TEMPERATURE 62 % HUMIDITY
12:53 END TIME 28° C 55 %

PLACE	BIB	NAME	COUNTRY	DATE of BIRTH	ORDER	RESULT	1	2	3	POINTS	TOTAL
1	231	Ludovic BESSON	FRA	27 Jan 98	4	16.92 SB	16.92	X	16.71	908	2601
2	39	Jean-Baptiste NUTTE	BEL	19 Nov 98	10	16.30	14.97	16.30	X	870	2292
3	270	Niklas KAUL	GER	11 Feb 98	6	16.08	14.74	15.25	16.08	856	2347
4	209	Hans-Christian HAUSENBERG	EST	18 Sep 98	3	15.77	15.10	15.77	15.63	837	2655
5	280	Maximilian VOLLMER	GER	12 Mar 98	13	15.72	15.08	15.69	15.72	834	2307
6	530	Dmitriy SOLOMATIN	RUS	15 Apr 98	11	15.72 PB	15.72	14.70	15.27	834	2404
7	630	George PATRICK	USA	23 Feb 98	9	15.54 PB	14.37	15.54	15.50	823	2520
8	570	Jakob SAMUELSSON	SWE	19 Feb 98	1	15.23	14.99	X	15.23	804	2114
9	466	Toralv OPSAL	NOR	09 Mar 98	12	15.04	13.60	14.76	15.04	792	2400
10	416	Matas ADAMONIS	LTU	26 Jun 98	5	14.77	13.89	14.22	14.77	776	2273
11	184	Izan AHICART	ESP	27 Apr 98	2	14.73	12.90	14.73	X	773	2226
12	557	Stiward PEÑA	SUI	15 Jan 98	8	14.60	14.60	14.47	X	765	2291
13	481	Patryk BARAN	POL	22 Apr 98	7	14.14	13.85	14.14	X	737	2326

Group B

15 July 2015 12:00 START TIME 27° C TEMPERATURE 62 % HUMIDITY
12:47 END TIME 28° C 55 %

PLACE	BIB	NAME	COUNTRY	DATE of BIRTH	ORDER	RESULT	1	2	3	POINTS	TOTAL
1	58	Caio DA SILVA	BRA	08 Apr 99	12	14.62 PB	12.85	13.26	14.62	766	2251
2	232	Axel CLÉMENT	FRA	16 Jan 98	13	13.96 PB	13.37	13.96	13.81	726	2223
3	40	Jorg VANLIERDE	BEL	24 Feb 99	8	13.56	13.24	13.56	12.44	701	2214
4	256	Sam TALBOT	GBR	17 Feb 99	3	13.25	9.78	13.25	11.33	682	2369
5	57	Anderson Luiz DA SILVA	BRA	09 May 98	4	13.02	13.02	X	X	668	2122
6	419	Ernest KOLENDA	LTU	01 Feb 98	5	12.86	12.81	12.57	12.86	659	2153
7	143	Trpimir ŠIROKI	CRO	24 Sep 98	2	12.85	12.85	12.39	12.58	658	2138
8	211	Martin MOLDAU	EST	09 Jan 98	1	12.83	X	12.83	X	657	2167
9	162	Jan KISIALA	CZE	10 Apr 98	7	12.66	12.42	12.66	12.57	647	2257
10	338	Marco LEONE	ITA	25 Mar 98	6	11.70	X	11.70	11.56	588	1822
11	89	Jasper SCHIEDEL	CAN	11 Jan 98	9	11.33	10.52	11.33	10.98	566	1946
12	411	Mohammad ALFERAS	KUW	27 Mar 98	10	11.27	11.19	10.54	11.27	562	1972
13	166	Jonas BJERREMAND	DEN	26 May 98	11	10.50	10.50	10.41	X	516	1892





RESULTS



High Jump Boys - Decathlon Youth

Group A

15 July 2015 16:58 START TIME 30° C 49 %
18:45 END TIME TEMPERATURE 27° C HUMIDITY 58 %

PLACE	BIB	NAME	COUNTRY	DATE of BIRTH	ORDER	RESULT	1.60	1.63	1.66	1.69	1.72	1.75	1.78	1.81	1.84	1.87	1.90	POINTS	TOTAL
							1.93	1.96	1.99	2.02	2.05								
1	481	Patryk BARAN	POL	22 Apr 98	4	2.02	-	-	-	-	-	-	-	-	-	0	-	822	3148
							0	-	XX0	XX0	XXX								
2	39	Jean-Baptiste NUTTE	BEL	19 Nov 98	2	1.99 PB	-	-	-	-	-	-	-	-	0	0	0	794	3086
							0	0	X0	XXX									
3	466	Toralv OPSAL	NOR	09 Mar 98	1	1.99 PB	-	-	-	-	-	-	-	0	-	0	0	794	3194
							0	X0	X0	XXX									
4	416	Matas ADAMONIS	LTU	26 Jun 98	10	1.93	-	-	-	-	-	-	0	0	X0	0		740	3013
							0	XXX											
5	419	Ernest KOLENDA	LTU	01 Feb 98	8	1.93 PB	-	-	-	-	0	0	0	0	X0	0	X0	740	2893
							0	XXX											
6	143	Trpimir ŠIROKI	CRO	24 Sep 98	3	1.93	-	-	-	-	-	-	-	-	X0	0		740	2878
							X0	XXX											
7	530	Dmitriy SOLOMATIN	RUS	15 Apr 98	12	1.93 PB	-	-	-	-	-	0	0	0	0	0	0	740	3144
							XX0	XXX											
8	166	Jonas BJERREMAND	DEN	26 May 98	11	1.90	-	-	-	-	-	-	-	-	0	-	0	714	2606
							XXX												
8	209	Hans-Christian HAUSENBERG	EST	18 Sep 98	6	1.90	-	-	-	-	-	-	0	0	-	0		714	3369
							XXX												
10	232	Axel CLÉMENT	FRA	16 Jan 98	13	1.90	-	-	-	-	-	0	-	0	X0	XX0		714	2937
							XXX												
11	211	Martin MOLDAU	EST	09 Jan 98	9	1.87	-	-	-	-	0	0	0	0	X0	0	XXX	687	2854
12	557	Stiward PEÑA	SUI	15 Jan 98	5	1.87	-	-	-	-	-	0	X0	0	X0	XX0	XXX	687	2978
	411	Mohammad ALFERAS	KUW	27 Mar 98	7	DNS													0





RESULTS
High Jump Boys - Decathlon Youth

Group B

15 July 2015 16:58 START TIME 30° C 49 %
TEMPERATURE HUMIDITY
19:12 END TIME 27° C 62 %

PLACE	BIB	NAME	COUNTRY	DATE of BIRTH	ORDER	RESULT	1.60	1.63	1.66	1.69	1.72	1.75	1.78	1.81	1.84	1.87	1.90	POINTS	TOTAL
							1.93	1.96	1.99	2.02	2.05	2.08							
1	270	Niklas KAUL	GER	11 Feb 98	8	2.05 PB	-	-	-	-	-	-	0	0	0	0		850	3197
2	630	George PATRICK	USA	23 Feb 98	10	1.96 PB	-	-	-	-	0	-	0	-	XO	0		767	3287
3	231	Ludovic BESSON	FRA	27 Jan 98	2	1.87 PB	-	-	-	-	0	-	0	XXO	0	0	XXX	687	3288
4	40	Jorg VANLIERDE	BEL	24 Feb 99	6	1.87 PB	-	-	0	-	0	0	XXO	0	XXO	0	XXX	687	2901
5	570	Jakob SAMUELSSON	SWE	19 Feb 98	3	1.84 PB	-	-	-	-	0	0	XO	XXO	XXO	XXX		661	2775
6	280	Maximilian VOLLMER	GER	12 Mar 98	13	1.81 PB	-	-	0	0	0	0	XO	XXO	XXX			636	2943
7	184	Izan AHICART	ESP	27 Apr 98	11	1.78	-	0	-	0	0	XO	0	XXX				610	2836
8	338	Marco LEONE	ITA	25 Mar 98	1	1.78	-	-	-	0	0	0	XXO	XXX				610	2432
9	89	Jasper SCHIEDEL	CAN	11 Jan 98	12	1.78 PB	0	0	XO	0	0	0	XXO	XXX				610	2556
10	162	Jan KISIALA	CZE	10 Apr 98	5	1.75	-	-	XO	XXO	XO	0	XXX					585	2842
11	58	Caio DA SILVA	BRA	08 Apr 99	7	1.75	-	-	0	XO	0	XO	XXX					585	2836
12	256	Sam TALBOT	GBR	17 Feb 99	9	1.72	0	-	0	XXO	0	XXX						560	2929
	57	Anderson Luiz DA SILVA	BRA	09 May 98	4	DNS													0





RESULTS



400 Metres Boys - Decathlon Youth

BIB 143 REINSTATED BY THE REFEREE

Heat 1 3

15 July 2015 19:25 START TIME 28° C TEMPERATURE 55 % HUMIDITY

PLACE	BIB	NAME	COUNTRY	DATE of BIRTH	LANE	RESULT	REACTION	Fn	POINTS	TOTAL
1	232	Axel CLÉMENT	FRA	16 Jan 98	5	50.94	PB		772	3709
2	166	Jonas BJERREMAND	DEN	26 May 98	8	51.24	PB		758	3364
3	481	Patryk BARAN	POL	22 Apr 98	6	51.37	PB		753	3901
4	143	Trpimir ŠIROKI	CRO	24 Sep 98	3	51.85	PB		731	3609
5	40	Jorg VANLIERDE	BEL	24 Feb 99	1	52.32	PB		711	3612
6	570	Jakob SAMUELSSON	SWE	19 Feb 98	7	52.49	PB		703	3478
7	39	Jean-Baptiste NUTTE	BEL	19 Nov 98	4	53.09			678	3764
8	416	Matas ADAMONIS	LTU	26 Jun 98	2	53.49	PB		661	3674

Heat 2 3

15 July 2015 19:36 START TIME 28° C TEMPERATURE 55 % HUMIDITY

PLACE	BIB	NAME	COUNTRY	DATE of BIRTH	LANE	RESULT	REACTION	Fn	POINTS	TOTAL
1	231	Ludovic BESSON	FRA	27 Jan 98	3	49.93	PB		818	4106
2	630	George PATRICK	USA	23 Feb 98	2	50.54	PB		790	4077
3	89	Jasper SCHIEDEL	CAN	11 Jan 98	6	50.79	PB		779	3335
4	557	Stiward PEÑA	SUI	15 Jan 98	1	50.81	PB		778	3756
5	270	Niklas KAUL	GER	11 Feb 98	4	51.20			760	3957
6	209	Hans-Christian HAUSENBERG	EST	18 Sep 98	5	52.44			706	4075
7	211	Martin MOLDAU	EST	09 Jan 98	8	53.10			677	3531
8	338	Marco LEONE	ITA	25 Mar 98	7	53.57			657	3089

Heat 3 3

15 July 2015 19:43 START TIME 28° C TEMPERATURE 55 % HUMIDITY

PLACE	BIB	NAME	COUNTRY	DATE of BIRTH	LANE	RESULT	REACTION	Fn	POINTS	TOTAL
1	162	Jan KISIALA	CZE	10 Apr 98	5	48.96	PB		863	3705
2	419	Ernest KOLENDA	LTU	01 Feb 98	3	49.09	PB		857	3750
3	58	Caio DA SILVA	BRA	08 Apr 99	1	50.02			814	3650
4	530	Dmitriy SOLOMATIN	RUS	15 Apr 98	4	50.05	PB		812	3956
5	466	Toralv OPSAL	NOR	09 Mar 98	6	50.30			801	3995
6	184	Izan AHICART	ESP	27 Apr 98	2	50.81			778	3614
	256	Sam TALBOT	GBR	17 Feb 99	7	DQ 163.3(a)			0	2929
	280	Maximilian VOLLMER	GER	12 Mar 98	8	DQ 163.3(a)			0	2943

NOTE IAAF Rule 163.3(a) - Lane infringement





RESULTS



400 Metres Girls - Round 1

First 3 in each heat (Q) and the next 3 fastest (q) advance to the Semi-Finals

RECORDS	RESULT	NAME	COUNTRY	AGE	VENUE	DATE
World Youth Best	WYB	50.01	Jing LI	CHN	17	Shanghai 18 Oct 1997
Championship Record	CR	51.19	Nawal EL JACK	SUD	17	Marrakech 15 Jul 2005
World Youth Leading	WYL	52.59	Sydney MCLAUGHLIN	USA	16	South Plainfield, NJ 30 May 2015

Heat 1 7 15 July 2015 12:40 START TIME 28° C TEMPERATURE 55 % HUMIDITY

PLACE	BIB	NAME	COUNTRY	DATE of BIRTH	LANE	RESULT	REACTION	Fn
1	1553	Symone MASON	USA	31 Aug 99	6	54.41 Q	0.242	
2	1384	Janet RICHARD	MLT	03 Jul 98	4	55.36 Q	0.196	
3	1319	Rin AOKI	JPN	08 Apr 98	2	55.72 Q	0.177	
4	1439	Cristina Daniela BALAN	ROU	17 Oct 98	7	57.08	0.246	
5	1571	Nomatter KAPFUDZARUWA	ZIM	09 Dec 98	3	59.40	0.206	
6	1147	Kellandie BULLY	DMA	22 Apr 98	5	1:02.81	0.844	
	1151	Tania CAICEDO	ECU	29 Aug 99	8	DQ 162.7		F1

NOTE IAAF Rule 162.7 - False Start

Heat 2 7 15 July 2015 12:51 START TIME 28° C TEMPERATURE 55 % HUMIDITY

PLACE	BIB	NAME	COUNTRY	DATE of BIRTH	LANE	RESULT	REACTION	Fn
1	1055	Kyra CONSTANTINE	CAN	01 Aug 98	5	53.20 Q PB	0.226	
2	1216	Hannah WILLIAMS	GBR	23 Apr 98	6	53.93 Q PB	0.201	
3	1252	Alexia POLIKRÁTI	GRE	10 Jul 98	7	55.38 Q PB	0.177	
4	1088	Nuo LIANG	CHN	21 Jun 99	4	56.14	0.256	
5	1499	Ema CHOVANOVÁ	SVK	01 Jul 98	8	56.44	0.204	
6	1358	Patricija Karlina ROSHOFA	LAT	19 Jan 99	3	56.62	0.226	
	1260	Natricia HOOPER	GUY	24 Nov 98	2	DQ 163.3(a)	0.213	

NOTE IAAF Rule 163.3(a) - Lane infringement

Heat 3 7 15 July 2015 12:56 START TIME 28° C TEMPERATURE 55 % HUMIDITY

PLACE	BIB	NAME	COUNTRY	DATE of BIRTH	LANE	RESULT	REACTION	Fn
1	1549	Lynna IRBY	USA	06 Dec 98	7	53.49 Q	0.194	
2	1443	Andrea MIKLÓS	ROU	17 Apr 99	6	54.29 Q PB	0.197	
3	1297	Alessia TIRNETTA	ITA	25 Apr 98	4	55.84 Q	0.177	
4	1175	Andrea SERRANO	ESP	17 Apr 99	8	56.84	0.195	
5	1097	Miaochan XIANG	CHN	13 Jun 99	2	1:00.14	0.295	
6	1485	Rebecca GUIDI	SMR	10 Dec 99	5	1:02.32 PB	0.243	
	1149	Lilian REYES	DOM	26 Mar 99	3	DQ 163.3(a)	0.160	

NOTE IAAF Rule 163.3(a) - Lane infringement





RESULTS
400 Metres Girls - Round 1

Heat 4 7 15 July 2015 13:04 START TIME 28° C 55 %
TEMPERATURE HUMIDITY

PLACE	BIB	NAME	COUNTRY	DATE of BIRTH	LANE	RESULT	REACTION	Fn
1	1528	Ivanna AVRAMCHUK	UKR	17 Apr 98	8	54.42 Q PB	0.219	
2	1069	Victoria TACHINSKI	CAN	15 Jun 99	3	54.43 Q	0.263	
3	1281	Rebecca BORGA	ITA	11 Jun 98	2	55.22 Q PB	0.251	
4	1261	Avon SAMUELS	GUY	01 Jul 99	6	55.42 q PB	0.194	
5	1028	Dreshanae ROLLE	BAH	24 Jan 98	4	55.51 q PB	0.192	
6	1367	Shereen SAMSON VALLABOUY	MAS	10 Jul 98	5	56.02	0.278	
7	1168	Ruth PEÑA	ESP	06 Apr 98	7	58.62	0.250	

Heat 5 7 15 July 2015 13:10 START TIME 28° C 55 %
TEMPERATURE HUMIDITY

PLACE	BIB	NAME	COUNTRY	DATE of BIRTH	LANE	RESULT	REACTION	Fn
1	1046	Salwa Eid NASER	BRN	23 May 98	7	53.61 Q	0.230	
2	1422	Natalia KACZMAREK	POL	17 Jan 98	5	55.12 Q	0.190	
3	1126	Dora FILIPOVIC	CRO	24 Oct 98	6	55.77 Q SB	0.187	
4	1371	Sofía Liliana BENCOMO	MEX	02 Feb 99	2	56.71	0.224	
5	1492	Tamara POLIC	SRB	29 Jul 98	8	57.85	0.233	
6	1311	Janiel MOORE	JAM	06 Feb 98	4	59.20	0.419	
	1494	Yamani D. D. MUDIYANSELAGE	SRI	19 Jan 98	3	DNS		

Heat 6 7 15 July 2015 13:16 START TIME 28° C 55 %
TEMPERATURE HUMIDITY

PLACE	BIB	NAME	COUNTRY	DATE of BIRTH	LANE	RESULT	REACTION	Fn
1	1129	Roxana GÓMEZ	CUB	07 Jan 99	5	53.65 Q	0.164	
2	1257	Meleni RODNEY	GRN	27 Jun 98	6	56.05 Q	0.172	
3	1348	Purity Joy CHEPKOECH	KEN	25 Nov 98	2	56.21 Q PB	0.292	
4	1317	Satanya WRIGHT	JAM	26 Nov 98	7	57.11	0.216	
5	1027	D'Nia FREEMAN	BAH	04 Apr 99	4	57.34	0.202	
6	1000	Artesha RICHARDSON	AIA	03 Sep 98	8	57.72 PB	0.215	
	1489	Luna Vodana JOVIC	SRB	23 Sep 98	3	DQ 163.3(a)	0.183	

NOTE IAAF Rule 163.3(a) - Lane infringement

Heat 7 7 15 July 2015 13:22 START TIME 30° C 52 %
TEMPERATURE HUMIDITY

PLACE	BIB	NAME	COUNTRY	DATE of BIRTH	LANE	RESULT	REACTION	Fn
1	1363	Erika KRUMINAITE	LTU	24 Apr 98	7	54.63 Q PB	0.174	
2	1213	Catherine REID	GBR	21 Apr 98	5	54.69 Q	0.162	
3	1531	Dzhois KOKBA	UKR	26 Feb 98	3	54.89 Q	0.225	
4	1395	Mari DRABLØS	NOR	22 Jun 98	2	55.89 q PB	0.196	
5	1376	Patricia MENDOZA	MEX	01 Mar 98	4	56.53	0.179	
6	1114	Jarly Camila MARÍN	COL	04 Mar 98	6	59.41	0.293	
	1353	Jane Njoki THEURI	KEN	11 Jan 98	8	DQ 163.3(a)	0.325	

NOTE IAAF Rule 163.3(a) - Lane infringement





RESULTS
400 Metres Girls - Round 1

ALL-TIME OUTDOOR TOP LIST				SEASON OUTDOOR TOP LIST			
RESULT	NAME	VENUE	DATE	RESULT	NAME	VENUE	DATE
50.01	Jinq LI (CHN)	Shanghai	18 Oct 97	52.59	Sydney MCLAUGHLIN (USA)	South Plainfield, NJ	30 May 15
50.48	Grit BREUER (GDR)	Neubrandenburg	22 Jul 89	52.69	Samantha WATSON (USA)	Albany, NY	12 Jun 15
50.69	Sanya RICHARDS-ROSS (USA)	Palo Alto, CA	22 Jun 02	52.80	Salwa Eid NASER (BRN)	Sofia (NSA)	10 Jun 15
50.74	Monique HENDERSON (USA)	Norwalk, CA	3 Jun 00	52.80	Symone MASON (USA)	Liste, IL	1 Jul 15
50.84	Christina BREHMER-LATHAN (GDR)	Halle	21 Jun 75	52.95	Roxana GÓMEZ (CUB)	La Habana (EP)	12 Jun 15
51.04	Kadecia BAIRD (GUY)	Barcelona (Estadio Olímpico)	13 Jul 12	53.13	Hannah WALLER (USA)	Clovis, CA	6 Jun 15
51.09	Sherrie HOWARD (USA)	Colorado Springs, CO	28 Jul 79	53.20	Kyra CONSTANTINE (CAN)	Cali	15 Jul 15
51.16	Linsey MACDONALD (GBR)	London (CP)	15 Jun 80	53.28	Kamryn MCINTOSH (USA)	Greensboro, NC	21 Jun 15
51.19	Nawal EL JACK (SUD)	Marrakech	15 Jul 05	53.30	Junelle BROMFIELD (JAM)	Kingston (NS), JAM	8 Mar 15
51.30	Danijela GRGIC (CRO)	Marrakech	15 Jul 05	53.34	Catherine REID (GBR)	Bedford, GBR	31 May 15





RESULTS



Javelin Throw (500g) Girls - Qualification

With qualifying standard of 52.00 (Q) or at least the 12 best performers (q) advance to the Final

RECORDS	RESULT	NAME	COUNTRY	AGE	VENUE	DATE
World Youth Best	WYB	62.93	Juan XUE	CHN	17	Changsha 27 Oct 2003
Championship Record	CR	61.47	Mackenzie LITTLE	AUS	17	Donetsk 11 Jul 2013
World Youth Leading	WYL	61.97	Yuzhen YU	CHN	17	Doha (Qatar Sports Club) 8 May 2015

Group A		15 July 2015		16:58	START TIME	30° C	TEMPERATURE	49 %	HUMIDITY			
				17:45	END TIME	28° C	TEMPERATURE	55 %	HUMIDITY			
PLACE	BIB	NAME	COUNTRY	DATE of BIRTH	ORDER	RESULT				1	2	3
1	1232	Lotte REIMANN	GER	09 Jan 99	1	54.35 Q PB				54.35		
2	1403	Stella WEINBERG	NOR	21 Oct 98	6	53.46 Q				53.46		
3	1556	Sophia RIVERA	USA	17 Oct 98	13	52.21 Q PB	49.26	47.72	52.21			
4	1323	Haruka KITAGUCHI	JPN	16 Mar 98	4	52.15 Q PB	51.27	52.15				
5	1101	Yuzhen YU	CHN	05 Mar 98	5	51.61 q	51.61	X	46.03			
6	1373	Maritza ESCARCEGA	MEX	27 Jan 98	8	49.05 q PB	48.05	46.04	49.05			
7	1251	Afrodíti MANIOÚ	GRE	19 Aug 98	10	48.52	X	44.38	48.52			
8	1509	Carolin NÄSLUND	SWE	23 Jan 98	3	46.88	X	X	46.88			
9	1465	Valeriya KUCHINA	RUS	12 Aug 98	15	46.83	X	X	46.83			
10	1535	Oleksandra ZARYTSKA	UKR	21 Jul 99	7	46.10	X	46.10	42.43			
11	1300	Sara ZABARINO	ITA	01 Aug 99	2	45.19	44.00	45.19	X			
12	1179	Marcella LIIV	EST	17 Jun 98	9	43.48	43.48	42.26	41.35			
13	1162	Claudia LAPUERTA	ESP	06 Mar 98	14	41.68	40.00	41.68	X			
14	1117	Guisett Brixvanny ORTIZ	COL	23 May 98	12	37.90 PB	37.90	X	34.78			
	1453	Carli Petri NIEUWENHUIZEN	RSA	26 Jan 98	11	NM	X	X	X			

Group B		15 July 2015		18:19	START TIME	27° C	TEMPERATURE	58 %	HUMIDITY			
				19:04	END TIME	27° C	TEMPERATURE	62 %	HUMIDITY			
PLACE	BIB	NAME	COUNTRY	DATE of BIRTH	ORDER	RESULT				1	2	3
1	1139	Nikol TABACKOVÁ	CZE	24 Jan 98	6	55.29 Q	50.69	55.29				
2	1357	Laine DONANE	LAT	01 Oct 98	14	52.71 Q	X	52.71				
3	1079	Jiajia CHEN	CHN	14 Oct 98	13	52.34 Q	46.36	52.34				
4	1545	Katelyn GOCHENOUR	USA	23 Feb 98	1	51.76 q PB	51.76	48.70	X			
5	1450	Anneke GERMISHUYS	RSA	25 Nov 98	7	49.65 q	49.65	X	45.87			
6	1208	Emma HAMPLETT	GBR	27 Jul 98	8	48.58 q	48.58	X	X			
7	1496	Géraldine RUCKSTUHL	SUI	24 Feb 98	12	48.13	X	X	48.13			
8	1328	Tsugumi OKABAYASHI	JPN	19 Jul 98	3	47.64 PB	47.64	46.51	42.33			
9	1410	Araceli LLANES	PAR	28 Mar 98	4	46.90	45.60	X	46.90			
10	1156	Salma Mohsen TAHA	EGY	24 Jun 98	11	46.89	46.89	44.35	45.29			
11	1286	Francesca IACUZZO	ITA	23 Oct 98	9	45.46	X	45.46	40.63			
12	1125	Franja ŽELIMORSKI	CRO	13 Nov 98	2	45.26	X	34.55	45.26			
13	1567	Windy Gabriela SOLER	VEN	06 Nov 99	10	45.17	X	45.17	43.46			
14	1505	Maja GUSTAVSSON	SWE	24 Jun 98	15	44.78	44.72	44.78	43.10			
15	1245	Eléni GÉLI	GRE	21 May 98	5	43.18	X	43.18	41.55			






RESULTS
Javelin Throw (500g) Girls - Qualification

ALL-TIME OUTDOOR TOP LIST				SEASON OUTDOOR TOP LIST			
RESULT	NAME	VENUE	DATE	RESULT	NAME	VENUE	DATE
61.97	Yuzhen YU (CHN)	Doha (Qatar Sports Club)	8 May 15	61.97	Yuzhen YU (CHN)	Doha (Qatar Sports Club)	8 May 15
61.47	Mackenzie LITTLE (AUS)	Donetsk	11 Jul 13	58.30	Nikol TABACKOVÁ (CZE)	Trnava	6 Jun 15
60.39	Sofi FLINK (SWE)	Espoo	19 Aug 12	57.78	Laine DONANE (LAT)	Jelgava	14 Jun 15
59.94	Yulenmis AGUILAR (CUB)	Donetsk	11 Jul 13	57.45	Carolina VISCA (ITA)	Roma (Farnesina)	18 Apr 15
59.52	Hanna TARASIUK (BLR)	Nanjing (Olympic Stadium)	25 Aug 14	56.30	Stella WEINBERG (NOR)	Skien	30 May 15
59.07	Marqaux NICOLLIN (FRA)	Lens	21 Jul 12	54.68	Valeriya KUCHINA (RUS)	Smolensk	25 Jun 15
58.96	Eda TUGSUZ (TUR)	Baku (Bakhrarov)	31 May 14	54.62	Anna ADYSEVA (RUS)	Smolensk	25 Jun 15
58.30	Nikol TABACKOVÁ (CZE)	Trnava	6 Jun 15	54.43	Jiajia CHEN (CHN)	Chongqing	9 Apr 15
58.28	Monique CILIONE (AUS)	Brisbane (UQ)	4 Dec 11	54.35	Lotte REIMANN (GER)	Cali	15 Jul 15
57.92	Marcelina WITEK (POL)	Lódz	29 Aug 12	54.00	Géraldine RUCKSTUHL (SUI)	Bern (Wankdorf)	30 May 15





RESULTS



400m hurdles (83.8cm) Boys - Semi-Final

First 2 in each heat (Q) and the next 2 fastest (q) advance to the Final

RECORDS	RESULT	NAME	COUNTRY	AGE	VENUE	DATE	
World Youth Best	WYB	48.89	L.J. VAN ZYL	RSA	17	Kingston, JAM	19 Jul 2002
Championship Record	CR	49.01	William WYNNE	USA	17	Ostrava	15 Jul 2007
World Youth Leading	WYL	50.72	Masaki TOYODA	JPN	17	Cali	16 Jul 2015

Heat 1 3 16 July 2015 19:39 START TIME 25° C TEMPERATURE 65 % HUMIDITY

PLACE	BIB	NAME	COUNTRY	DATE of BIRTH	LANE	RESULT	REACTION	Fn
1	377	Masaki TOYODA	JPN	17 Jan 98	5	50.72 Q WYL	0.169	
2	387	Emmanuel Kipyegon LANGAT	KEN	26 Dec 99	6	51.13 Q PB	0.207	
3	37	Rivaldo LEACOCK	BAR	01 Sep 98	4	51.20 q PB	0.149	
4	201	Aleix PORRAS	ESP	11 Sep 99	7	52.38	0.124	
5	294	José Humberto BERMÚDEZ	GUA	10 Mar 98	2	52.39 PB	0.313	
6	87	Cody PAULI	CAN	19 Mar 98	8	52.52 PB	0.172	
7	181	Pablo Andrés IBÁÑEZ	ESA	28 Oct 98	1	52.56 PB	0.208	
8	632	Cory POOLE	USA	29 Jul 99	3	52.88	0.163	

Heat 2 3 16 July 2015 19:47 START TIME 25° C TEMPERATURE 65 % HUMIDITY

PLACE	BIB	NAME	COUNTRY	DATE of BIRTH	LANE	RESULT	REACTION	Fn
1	362	Ryusei FUJII	JPN	18 Mar 98	5	51.21 Q	0.160	
2	352	Jauavney JAMES	JAM	21 Dec 98	8	51.96 Q PB	0.194	
3	144	Hrvoje CUKMAN	CRO	28 May 98	6	52.33	0.203	
4	514	Gianni LOMBARD	RSA	22 Jan 98	4	52.53	0.174	
5	414	Maksims SINCUKOVZ	LAT	26 Jun 98	2	52.63 PB	0.179	
6	237	Wilfried HAPPIO	FRA	22 Sep 98	3	53.42	0.161	
7	337	Mattia DI PANFILO	ITA	24 Oct 99	1	54.35	0.177	
8	104	Mingjian HUANG	CHN	16 Apr 98	7	57.79	0.173	

Heat 3 3 16 July 2015 19:54 START TIME 25° C TEMPERATURE 65 % HUMIDITY

PLACE	BIB	NAME	COUNTRY	DATE of BIRTH	LANE	RESULT	REACTION	Fn
1	623	Norman GRIMES	USA	06 Jan 98	3	51.41 Q	0.172	
2	586	Mohamed Amine TOUATI	TUN	09 Sep 98	6	51.92 Q PB	0.179	
3	518	Morné VAN AS	RSA	02 Jan 98	4	51.96 q	0.171	
4	400	Hyunbin KIM	KOR	14 Nov 98	1	52.51 PB	0.159	
5	525	Vladimir LYSENKO	RUS	10 Jun 98	5	52.75 PB	0.179	
6	335	Federico CESATI	ITA	28 Sep 98	8	52.87	0.216	
7	547	Darshana M. S. R. U. KUMARABATAGALLA	SRI	03 Jan 98	7	53.95	0.215	
8	2	Akram BEKHTAUI	ALG	20 Jul 98	2	53.96	0.170	





RESULTS
400m hurdles (83.8cm) Boys - Semi-Final

ALL-TIME OUTDOOR TOP LIST				SEASON OUTDOOR TOP LIST			
RESULT	NAME	VENUE	DATE	RESULT	NAME	VENUE	DATE
49.01	William WYNNE (USA)	Ostrava	15 Jul 07	50.72	Masaki TOYODA (JPN)	Cali	16 Jul 15
49.86	Marnus KRITZINGER (RSA)	Bydgoszcz	18 Jul 99	50.87	Ryusei FUJII (JPN)	Cali	15 Jul 15
49.91	Jason RICHARDSON (USA)	Sherbrooke	12 Jul 03	50.95	Norman GRIMES (USA)	Cali	15 Jul 15
49.95	Sergio HIERREZUELO (CUB)	Bydgoszcz	18 Jul 99	51.13	Emmanuel Kipyegon LANGAT (KEN)	Cali	16 Jul 15
50.14	Norqe SOTOMAYOR (CUB)	La Habana (EP)	23 Jun 10	51.20	Rivaldo LEACOCK (BAR)	Cali	16 Jul 15
50.25	Minás ALOZÍDIS (SYR)	Debrecen	14 Jul 01	51.49	Morné VAN AS (RSA)	Bloemfontein	11 Apr 15
50.30	L.J. VAN ZYL (RSA)	Pretoria	13 Apr 02	51.75	Aleix PORRAS (ESP)	Ciudad Real	28 Jun 15
50.33	Requinald WYATT (USA)	Ostrava	15 Jul 07	51.76	Gianni LOMBARD (RSA)	Bloemfontein	11 Apr 15
50.37	Amaury R. VALLE (CUB)	Ostrava	15 Jul 07	51.83	Hrvoje CUKMAN (CRO)	Cakovec	7 Jun 15
50.39	Marvin WILLIAMS (JAM)	Donetsk	13 Jul 13	51.92	Mohamed Amine TOUATI (TUN)	Cali	16 Jul 15





RESULTS



High Jump Boys - Qualification

With qualifying standard of 2.11 (Q) or at least the 12 best performers (q) advance to the Final

RECORDS	RESULT	NAME	COUNTRY	AGE	VENUE	DATE
World Youth Best	WYB	2.33	Javier SOTOMAYOR	CUB	17	La Habana 19 May 1984
Championship Record	CR	2.27	Haiqiang HUANG	CHN	17	Marrakech 16 Jul 2005
World Youth Leading	WYL	2.20	Stefano SOTTILE	ITA	17	Torino (Stadio Nebiolo) 10 May 2015

Group A

16 July 2015 10:00 START TIME 24° C 74 %
11:33 END TIME 28° C 58 %
TEMPERATURE HUMIDITY

PLACE	BIB	NAME	COUNTRY	DATE of BIRTH	ORDER	RESULT	1.90	1.95	2.00	2.04	2.08	2.11				
1	615	Jaron BROOKS	USA	26 Jul 98	13	2.08 q	-	-	0	0	0					
1	264	Remo CAGLIESI	GER	14 Sep 98	3	2.08 q	-	0	0	0	0					
1	610	Dmytro NIKITIN	UKR	31 Jul 99	10	2.08 q	-	-	0	0	0					
4	548	Roshan D. R. RANATUNGAGE	SRI	10 May 98	4	2.08 q	-	-	XO	XO	XO					
4	319	Tejaswin SHANKAR	IND	21 Dec 98	8	2.08 q	-	0	XO	XO	XO					
6	229	Quentin ABOUKIR	FRA	09 May 98	14	2.04	-	0	XO	0	XXX					
7	536	Jermaine FRANCIS	SKN	09 Mar 98	6	2.04	0	0	0	XO	XXX					
8	429	Muhd Syazwan AHMAD	MAS	20 Jun 98	2	2.04	XO	0	0	XO	XXX					
9	594	Enes Talha SENSES	TUR	07 Mar 98	7	2.04	0	0	XXO	XO	XXX					
10	447	Roberto VILCHES	MEX	21 May 99	12	2.04	0	0	0	XXO	XXX					
11	493	Nomar GALARZA	PUR	16 May 98	9	2.00	0	0	0	XXX						
12	367	Go MIURA	JPN	06 Jan 98	5	2.00	0	XO	0	XXX						
13	451	Vizamuje UJAHA	NAM	07 Jan 98	11	2.00 SB	0	0	XXO	XXX						
	15	Joshua CONNOLLY	AUS	18 Aug 98	1	NM	-	-	XXX							





RESULTS
High Jump Boys - Qualification

Group B

16 July 2015 10:00 START TIME 24° C 74 %
TEMPERATURE HUMIDITY
11:34 END TIME 28° C 58 %

PLACE	BIB	NAME	COUNTRY	DATE of BIRTH	ORDER	RESULT	1.90	1.95	2.00	2.04	2.08	2.11					
1	616	Darius CARBIN	USA	04 Mar 98	10	2.08 q	-	-	0	0	0						
1	345	Stefano SOTTILE	ITA	26 Jan 98	4	2.08 q	-	-	0	-	0						
3	587	Alperen ACET	TUR	02 Apr 98	13	2.08 q	-	0	0	XO	0						
4	359	Lushane WILSON	JAM	11 Sep 98	9	2.08 q	0	-	XO	XO	0						
5	16	Brenton FOSTER	AUS	26 Feb 98	1	2.08 q	-	-	0	0	XXO						
6	100	Shuo DING	CHN	08 Apr 98	11	2.04 q	-	0	0	0	XXX						
6	484	Maciej GRYNIENKO	POL	30 Mar 98	7	2.04 q	-	0	0	0	XXX						
8	76	Joel DELLA SIEGA	CAN	17 Jan 98	12	2.04	0	0	XO	0	XXX						
9	273	Lucas MIHOTA	GER	30 Mar 99	6	2.04	0	XO	0	XO	XXX						
10	532	Norris BRIOCHE	SEY	14 May 99	8	2.04	0	0	0	XXO	XXX						
11	165	Ondrej VODÁK	CZE	16 Mar 98	3	2.04	XO	0	0	XXO	XXX						
12	606	Roman KUZMINOV	UKR	04 Jan 98	5	2.00	-	0	0	XXX							
13	145	Noah Luca MATAGUN	CRO	22 May 98	2	1.95	0	0	XXX								

ALL-TIME OUTDOOR TOP LIST

RESULT	NAME	VENUE	DATE
2.33	Javier SOTOMAYOR (CUB)	La Habana	19 May 84
2.29	Tim FORSYTH (AUS)	Plovdiv	12 Aug 90
2.28	Dothel EDWARDS (USA)	Athens, GA	9 Jul 83
2.28	Oleksandr NARTOV (UKR)	Kyiv	28 May 05
2.28	James WHITE (USA)	Kansas City, MO	21 Apr 09
2.27	Sorin MATEI (ROU)	Galati	29 Aug 80
2.27	Serqey KLYUGIN (URS)	Thessaloníki	9 Aug 91
2.27	Haiqiang HUANG (CHN)	Marrakech	16 Jul 05
2.26	Patrik SJÖBERG (SWE)	Sotkamo	27 Jun 82
2.26	Sylwester BEDNAREK (POL)	Warszawa	18 Jun 06
2.26	Bohdan BONDARENKO (UKR)	Beijing (CSC)	17 Aug 06

SEASON OUTDOOR TOP LIST

RESULT	NAME	VENUE	DATE
2.20	Stefano SOTTILE (ITA)	Torino (Stadio Nebiolo)	10 May 15
2.18	Milton HARRELL (USA)	Tylertown, MS	25 Apr 15
2.18	Dmytro NIKITIN (UKR)	Kirovohrad	24 May 15
2.17	Jaron BROOKS (USA)	Greensboro, NC	21 Jun 15
2.15	Lushane WILSON (JAM)	Kingston (NS), JAM	7 Mar 15
2.15	John DODDS (AUS)	Cairns (Barlow Park)	10 May 15
2.15	Shuo DING (CHN)	Doha (Qatar Sports Club)	11 May 15
2.15	Roman KUZMINOV (UKR)	Kirovohrad	24 May 15
2.15	Jermaine FRANCIS (SKN)	Cali (Pedro Grajales)	31 May 15
2.14	Joshua CONNOLLY (AUS)	Sydney (SOPAC)	15 Mar 15





RESULTS



110m Hurdles (91.4cm) Boys - Decathlon Youth

Heat 1

3

16 July 2015 09:30 START TIME

24° C TEMPERATURE 74 % HUMIDITY

+0.4 m/s WIND

PLACE	BIB	NAME	COUNTRY	DATE of BIRTH	LANE	RESULT	REACTION	Fn	POINTS	TOTAL
1	184	Izan AHICART	ESP	27 Apr 98	7	14.52	PB	0.188	908	4522
2	419	Ernest KOLENDA	LTU	01 Feb 98	2	14.76	PB	0.183	879	4629
3	39	Jean-Baptiste NUTTE	BEL	19 Nov 98	4	14.91	PB	0.213	860	4624
4	40	Jorg VANLIERDE	BEL	24 Feb 99	5	15.41	PB	0.194	801	4413
5	232	Axel CLÉMENT	FRA	16 Jan 98	8	15.58		0.209	781	4490
6	89	Jasper SCHIEDEL	CAN	11 Jan 98	1	15.62		0.181	776	4111
7	338	Marco LEONE	ITA	25 Mar 98	6	15.65		0.180	773	3862
8	570	Jakob SAMUELSSON	SWE	19 Feb 98	3	15.96		0.202	737	4215

Heat 2

3

16 July 2015 09:36 START TIME

24° C TEMPERATURE 74 % HUMIDITY

-0.7 m/s WIND

PLACE	BIB	NAME	COUNTRY	DATE of BIRTH	LANE	RESULT	REACTION	Fn	POINTS	TOTAL
1	209	Hans-Christian HAUSENBERG	EST	18 Sep 98	4	14.21	PB	0.149	948	5023
2	416	Matas ADAMONIS	LTU	26 Jun 98	1	14.60	PB	0.167	899	4573
3	166	Jonas BJERREMAND	DEN	26 May 98	8	14.67	PB	0.164	890	4254
4	143	Trpimir ŠIROKI	CRO	24 Sep 98	2	14.84		0.210	869	4478
5	58	Caio DA SILVA	BRA	08 Apr 99	7	15.05		0.191	843	4493
6	530	Dmitriy SOLOMATIN	RUS	15 Apr 98	3	15.07		0.174	841	4797
7	270	Niklas KAUL	GER	11 Feb 98	5	15.44		0.180	797	4754
8	557	Stiward PEÑA	SUI	15 Jan 98	6	15.46		0.148	795	4551

Heat 3

3

16 July 2015 09:43 START TIME

24° C TEMPERATURE 74 % HUMIDITY

+0.2 m/s WIND

PLACE	BIB	NAME	COUNTRY	DATE of BIRTH	LANE	RESULT	REACTION	Fn	POINTS	TOTAL
1	256	Sam TALBOT	GBR	17 Feb 99	6	13.79	PB	0.176	1002	3931
2	231	Ludovic BESSON	FRA	27 Jan 98	8	13.86	PB	0.205	993	5099
3	481	Patryk BARAN	POL	22 Apr 98	7	13.93	PB	0.169	984	4885
4	630	George PATRICK	USA	23 Feb 98	1	13.99	PB	0.185	976	5053
5	162	Jan KISIALA	CZE	10 Apr 98	4	14.01		0.163	973	4678
6	211	Martin MOLDAU	EST	09 Jan 98	3	14.41		0.178	922	4453
7	466	Toralv OPSAL	NOR	09 Mar 98	2	14.51		0.205	910	4905
	280	Maximilian VOLLMER	GER	12 Mar 98	5	DQ 168.7		0.183	0	2943

NOTE IAAF Rule 168.7 - Not jumping each hurdle





RESULTS



Discus Throw (1.500kg) Boys - Decathlon Youth

Group A

16 July 2015 10:16 START TIME 27° C TEMPERATURE 62 % HUMIDITY
10:55 END TIME 27° C

PLACE	BIB	NAME	COUNTRY	DATE of BIRTH	ORDER	RESULT	1	2	3	POINTS	TOTAL
1	209	Hans-Christian HAUSENBERG	EST	18 Sep 98	2	47.22	X	47.22	X	813	5836
2	211	Martin MOLDAU	EST	09 Jan 98	12	45.10	44.47	44.63	45.10	769	5222
3	270	Niklas KAUL	GER	11 Feb 98	11	44.09	X	44.09	40.25	748	5502
4	231	Ludovic BESSON	FRA	27 Jan 98	1	44.00	44.00	X	39.33	746	5845
5	184	Izan AHICART	ESP	27 Apr 98	4	42.60 PB	X	42.60	42.39	718	5240
6	570	Jakob SAMUELSSON	SWE	19 Feb 98	10	42.30	37.95	X	42.30	711	4926
7	630	George PATRICK	USA	23 Feb 98	9	41.71 PB	40.09	X	41.71	699	5752
8	557	Stiward PEÑA	SUI	15 Jan 98	8	39.85	X	X	39.85	662	5213
9	232	Axel CLÉMENT	FRA	16 Jan 98	3	39.22	37.61	34.10	39.22	649	5139
10	416	Matas ADAMONIS	LTU	26 Jun 98	7	38.10	X	X	38.10	626	5199
11	530	Dmitriy SOLOMATIN	RUS	15 Apr 98	5	38.07	38.07	X	X	625	5422
280		Maximilian VOLLMER	GER	12 Mar 98	6	NM	X	X	X	0	2943

Group B

16 July 2015 11:26 START TIME 28° C TEMPERATURE 58 % HUMIDITY
12:07 END TIME 28° C

PLACE	BIB	NAME	COUNTRY	DATE of BIRTH	ORDER	RESULT	1	2	3	POINTS	TOTAL
1	481	Patryk BARAN	POL	22 Apr 98	12	41.81 PB	29.85	39.80	41.81	701	5586
2	89	Jasper SCHIEDEL	CAN	11 Jan 98	2	40.87 PB	40.39	34.48	40.87	682	4793
3	39	Jean-Baptiste NUTTE	BEL	19 Nov 98	3	40.64 SB	36.91	39.83	40.64	678	5302
4	338	Marco LEONE	ITA	25 Mar 98	1	39.28 PB	36.72	39.28	38.81	650	4512
5	143	Trpimir ŠIROKI	CRO	24 Sep 98	11	37.13 PB	37.13	X	X	606	5084
6	419	Ernest KOLENDA	LTU	01 Feb 98	6	36.56	36.56	X	33.90	595	5224
7	256	Sam TALBOT	GBR	17 Feb 99	4	35.93	34.71	32.82	35.93	582	4513
8	58	Caio DA SILVA	BRA	08 Apr 99	7	35.57	30.24	35.57	X	575	5068
9	466	Toralv OPSAL	NOR	09 Mar 98	5	35.55	30.61	X	35.55	575	5480
10	166	Jonas BJERREMAND	DEN	26 May 98	9	33.76	33.76	33.23	X	539	4793
11	40	Jorg VANLIERDE	BEL	24 Feb 99	10	30.92	29.22	27.13	30.92	483	4896
12	162	Jan KISIALA	CZE	10 Apr 98	8	28.41	28.41	X	X	433	5111





RESULTS




Pole Vault Boys - Decathlon Youth

Group A

16 July 2015 13:08 START TIME 29° C 52 %
15:42 END TIME 31° C 43 %

PLACE	BIB	NAME	COUNTRY	DATE of BIRTH	ORDER	RESULT	2.70	2.80	2.90	3.00	3.10	3.20	3.30	3.40	3.50	3.60	3.70	POINTS	TOTAL
							3.80	3.90	4.00	4.10	4.20	4.30	4.40	4.50	4.60	4.70	4.80		
1	40	Jorg VANLIERDE	BEL	24 Feb 99	2	4.70 PB	-	-	-	-	-	-	-	-	-	-	-	819	5715
2	270	Niklas KAUL	GER	11 Feb 98	8	4.70 PB	-	-	-	-	-	-	-	-	-	-	-	819	6321
3	466	Toralv OPSAL	NOR	09 Mar 98	7	4.60 PB	-	-	-	-	-	-	-	-	-	-	-	790	6270
4	570	Jakob SAMUELSSON	SWE	19 Feb 98	12	4.40 PB	-	-	-	-	-	-	-	-	-	-	-	731	5657
5	232	Axel CLÉMENT	FRA	16 Jan 98	10	4.40	-	-	-	-	-	-	-	-	-	-	-	731	5870
6	211	Martin MOLDAU	EST	09 Jan 98	11	4.30	-	-	-	-	-	-	-	-	-	-	-	702	5924
7	630	George PATRICK	USA	23 Feb 98	6	4.20 PB	-	-	-	-	-	-	-	-	-	-	0	673	6425
8	143	Trpimir ŠIROKI	CRO	24 Sep 98	3	4.20 PB	-	-	-	-	-	-	-	-	-	-	-	673	5757
9	209	Hans-Christian HAUSENBERG	EST	18 Sep 98	1	4.20 SB	-	-	-	-	-	-	-	-	-	-	-	673	6509
10	231	Ludovic BESSON	FRA	27 Jan 98	5	4.00	-	-	-	-	-	-	-	-	-	-	-	617	6462
11	530	Dmitriy SOLOMATIN	RUS	15 Apr 98	9	3.80	-	-	-	-	-	-	-	-	-	-	-	562	5984
	280	Maximilian VOLLMER	GER	12 Mar 98	4	DNS	-	-	-	-	-	-	-	-	-	-	-		0





RESULTS
Pole Vault Boys - Decathlon Youth

Group B

16 July 2015 13:14 START TIME 29° C 52 %
16:31 END TIME 31° C 49 %
TEMPERATURE HUMIDITY

PLACE	BIB	NAME	COUNTRY	DATE of BIRTH	ORDER	RESULT	2.70	2.80	2.90	3.00	3.10	3.20	3.30	3.40	3.50	3.60	3.70	POINTS	TOTAL
							3.80	3.90	4.00	4.10	4.20								
1	481	Patryk BARAN	POL	22 Apr 98	3	4.10 PB	-	-	-	-	-	-	-	-	-	0	-	645	6231
2	256	Sam TALBOT	GBR	17 Feb 99	10	4.00 PB	-	-	-	-	-	-	-	0	-	0	0	617	5130
3	338	Marco LEONE	ITA	25 Mar 98	7	4.00	-	-	-	-	-	-	-	-	0	0	0	617	5129
4	58	Caio DA SILVA	BRA	08 Apr 99	8	4.00 PB	-	-	-	-	-	-	-	-	XO	XXO	0	617	5685
5	416	Matas ADAMONIS	LTU	26 Jun 98	12	3.90 PB	-	-	-	0	-	-	-	0	0	0	0	590	5789
6	39	Jean-Baptiste NUTTE	BEL	19 Nov 98	9	3.90	-	-	-	-	-	-	-	0	0	XO	0	590	5892
7	184	Izan AHICART	ESP	27 Apr 98	11	3.80	-	-	-	-	-	-	-	XXO	-	0	0	562	5802
8	89	Jasper SCHIEDEL	CAN	11 Jan 98	1	3.60	-	-	-	-	-	-	-	-	0	0	XXX	509	5302
9	557	Stiward PEÑA	SUI	15 Jan 98	6	3.50	-	-	-	-	-	-	-	0	XXO	XXX		482	5695
10	166	Jonas BJERREMAND	DEN	26 May 98	2	3.20 PB	0	0	0	0	0	0	XXX					406	5199
11	419	Ernest KOLENDA	LTU	01 Feb 98	4	3.20	XXO	XO	0	0	0	XO	XXX					406	5630
12	162	Jan KISIALA	CZE	10 Apr 98	5	3.00	-	-	-	0	r							357	5468





RESULTS



Javelin Throw (700g) Boys - Decathlon Youth

Group A

16 July 2015 16:56 START TIME 31° C 49 %
TEMPERATURE HUMIDITY
17:40 END TIME 28° C 58 %

PLACE	BIB	NAME	COUNTRY	DATE of BIRTH	ORDER	RESULT	1	2	3	POINTS	TOTAL
1	209	Hans-Christian HAUSENBERG	EST	18 Sep 98	4	61.81 PB	61.81	X	57.58	765	7274
2	570	Jakob SAMUELSSON	SWE	19 Feb 98	10	61.32 PB	54.15	X	61.32	758	6415
3	557	Stiward PEÑA	SUI	15 Jan 98	8	59.39 PB	59.39	53.50	56.79	729	6424
4	231	Ludovic BESSON	FRA	27 Jan 98	6	54.34 PB	48.85	45.15	54.34	653	7115
5	166	Jonas BJERREMAND	DEN	26 May 98	2	53.87 PB	53.87	X	X	646	5845
6	211	Martin MOLDAU	EST	09 Jan 98	12	53.40	53.40	X	50.15	639	6563
7	419	Ernest KOLENDA	LTU	01 Feb 98	3	50.95 PB	X	50.95	X	603	6233
8	232	Axel CLÉMENT	FRA	16 Jan 98	9	50.67 PB	50.67	X	48.62	599	6469
9	530	Dmitriy SOLOMATIN	RUS	15 Apr 98	1	49.69 PB	X	32.99	49.69	584	6568
10	143	Trpimir ŠIROKI	CRO	24 Sep 98	5	45.53 PB	40.18	42.29	45.53	523	6280
11	630	George PATRICK	USA	23 Feb 98	7	42.64	42.64	X	X	480	6905
12	89	Jasper SCHIEDEL	CAN	11 Jan 98	11	32.06	32.06	X	-	328	5630

Group B

16 July 2015 18:06 START TIME 28° C 58 %
TEMPERATURE HUMIDITY
18:49 END TIME 27° C 62 %

PLACE	BIB	NAME	COUNTRY	DATE of BIRTH	ORDER	RESULT	1	2	3	POINTS	TOTAL
1	270	Niklas KAUL	GER	11 Feb 98	7	78.20	72.64	67.36	78.20	1015	7336
2	416	Matas ADAMONIS	LTU	26 Jun 98	11	55.25	X	55.25	X	667	6456
3	256	Sam TALBOT	GBR	17 Feb 99	1	53.64 PB	43.16	49.69	53.64	643	5773
4	40	Jorg VANLIERDE	BEL	24 Feb 99	10	51.86	50.41	51.33	51.86	616	6331
5	39	Jean-Baptiste NUTTE	BEL	19 Nov 98	6	47.83 PB	47.83	42.14	-	557	6449
6	338	Marco LEONE	ITA	25 Mar 98	4	45.71	X	45.71	X	525	5654
7	184	Izan AHICART	ESP	27 Apr 98	8	44.97	44.97	X	42.24	515	6317
8	466	Toralv OPSAL	NOR	09 Mar 98	9	43.51	X	43.51	X	493	6763
9	481	Patryk BARAN	POL	22 Apr 98	5	42.73	42.73	X	X	482	6713
10	162	Jan KISIALA	CZE	10 Apr 98	3	37.91	37.91	X	-	412	5880
	58	Caio DA SILVA	BRA	08 Apr 99	2	NM	X	X	X	0	5685





RESULTS



1500 Metres Boys - Decathlon Youth

Heat 1

16 July 2015 20:19 START TIME 25° C TEMPERATURE 65 % HUMIDITY

PLACE	BIB	NAME	COUNTRY	DATE of BIRTH	ORDER	RESULT	POINTS	TOTAL
1	419	Ernest KOLENDA	LTU	01 Feb 98	1	4:18.79 PB	820	7053
2	89	Jasper SCHIEDEL	CAN	11 Jan 98	10	4:33.38 PB	723	6353
3	166	Jonas BJERREMAND	DEN	26 May 98	11	4:34.85 PB	713	6558
4	184	Izan AHICART	ESP	27 Apr 98	2	4:58.46	569	6886
5	338	Marco LEONE	ITA	25 Mar 98	3	4:59.75	561	6215
6	557	Stiward PEÑA	SUI	15 Jan 98	9	5:04.87	532	6956
7	162	Jan KISIALA	CZE	10 Apr 98	12	5:09.53	506	6386
8	143	Trpimir ŠIROKI	CRO	24 Sep 98	4	5:09.57 PB	506	6786
9	570	Jakob SAMUELSSON	SWE	19 Feb 98	6	5:12.49	490	6905
10	58	Caio DA SILVA	BRA	08 Apr 99	8	5:12.99	487	6172
11	256	Sam TALBOT	GBR	17 Feb 99	7	5:13.64	484	6257
12	40	Jorg VANLIERDE	BEL	24 Feb 99	5	5:14.73	478	6809

INTERMEDIATE TIMES	400m	419 Ernest KOLENDA	1:06.38
	800m	419 Ernest KOLENDA	2:16.33
	1200m	419 Ernest KOLENDA	3:26.42

Heat 2

16 July 2015 20:28 START TIME 24° C TEMPERATURE 69 % HUMIDITY

PLACE	BIB	NAME	COUNTRY	DATE of BIRTH	ORDER	RESULT	POINTS	TOTAL
1	466	Toralv OPSAL	NOR	09 Mar 98	4	4:35.14	711	7474
2	530	Dmitriy SOLOMATIN	RUS	15 Apr 98	7	4:37.42	697	7265
3	270	Niklas KAUL	GER	11 Feb 98	5	4:42.29 PB	666	8002
4	232	Axel CLÉMENT	FRA	16 Jan 98	9	4:47.14	636	7105
5	630	George PATRICK	USA	23 Feb 98	8	4:55.20 PB	588	7493
6	231	Ludovic BESSON	FRA	27 Jan 98	2	4:59.38 PB	563	7678
7	416	Matas ADAMONIS	LTU	26 Jun 98	10	5:03.46	540	6996
10	211	Martin MOLDAU	EST	09 Jan 98	11	5:12.56	490	7053
11	481	Patryk BARAN	POL	22 Apr 98	1	5:16.19	470	7183
12	39	Jean-Baptiste NUTTE	BEL	19 Nov 98	6	5:20.42	448	6897
13	209	Hans-Christian HAUSENBERG	EST	18 Sep 98	3	5:33.43	383	7657

INTERMEDIATE TIMES	400m	530 Dmitriy SOLOMATIN	1:07.28
	800m	530 Dmitriy SOLOMATIN	2:24.91
	1200m	466 Toralv OPSAL	3:46.40

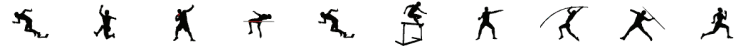




DECATHLON YOUTH SUMMARY AFTER 10 EVENTS


RECORDS	RESULT	NAME	COUNTRY	AGE	VENUE	DATE
World Youth Best WYB	8104	Valter KÜLVET	URS	17	Viimsi	23 Aug 1981
Championship Record CR	8002	Niklas KAUL	GER	17	Cali	16 Jul 2015
World Youth Leading WYL	8002	Niklas KAUL	GER	17	Cali	16 Jul 2015

15-16 July 2015



PLACE	BIB	NAME	COUNTRY	POINTS	POINTS BEHIND LEADER	RESULTS									
						100 Metres	Long Jump	Shot Put (5kg)	High Jump	400 Metres	110m Hurdles	Discus Throw	Pole Vault	Javelin Throw	1500 Metres
1	270	Niklas KAUL	GER	8002		11.59 (-0.2) 734 (19)	6.76 (+1.1) 757 (11) 1491 (15)	16.08 856 (3) 2347 (7)	2.05 850 (1) 3197 (4)	51.20 760 (12) 3957 (5)	15.44 (-0.7) 797 (18) 4754 (7)	44.09 748 (3) 5502 (5)	4.70 819 (2) 6321 (4)	78.20 1015 (1) 7336 (1)	4:42.29 666 (6) 8002 (1)
2	231	Ludovic BESSON	FRA	7678	-324	10.97 (-0.9) 867 (2)	7.05 (-0.3) 826 (4) 1693 (3)	16.92 908 (1) 2601 (2)	1.87 687 (14) 3288 (2)	49.93 818 (3) 4106 (1)	13.86 (+0.2) 993 (2) 5099 (1)	44.00 746 (4) 5845 (1)	4.00 617 (12) 6462 (2)	54.34 653 (6) 7115 (3)	4:59.38 563 (10) 7678 (2)
3	209	Hans-Christian HAUSENBERG	EST	7657	-345	10.93 (-0.9) 876 (1)	7.53 (+0.8) 942 (1) 1818 (1)	15.77 837 (4) 2655 (1)	1.90 714 (10) 3369 (1)	52.44 706 (17) 4075 (3)	14.21 (-0.7) 948 (6) 5023 (3)	47.22 813 (1) 5836 (2)	4.20 673 (9) 6509 (1)	61.81 765 (2) 7274 (2)	5:33.43 383 (23) 7657 (3)
4	630	George PATRICK	USA	7493	-509	11.18 (-0.9) 821 (6)	7.26 (-0.4) 876 (2) 1697 (2)	15.54 823 (7) 2520 (3)	1.96 767 (5) 3287 (3)	50.54 790 (7) 4077 (2)	13.99 (+0.2) 976 (4) 5053 (2)	41.71 699 (8) 5752 (3)	4.20 673 (7) 6425 (3)	42.64 480 (20) 6905 (4)	4:55.20 588 (8) 7493 (4)
5	466	Toralv OPSAL	NOR	7474	-528	11.26 (-0.9) 804 (10)	6.96 (-0.2) 804 (5) 1608 (6)	15.04 792 (9) 2400 (5)	1.99 794 (4) 3194 (5)	50.30 801 (6) 3995 (4)	14.51 (+0.2) 910 (8) 4905 (4)	35.55 575 (20) 5480 (6)	4.60 790 (3) 6270 (5)	43.51 493 (18) 6763 (5)	4:35.14 711 (4) 7474 (5)
6	530	Dmitriy SOLOMATIN	RUS	7265	-737	11.41 (-0.2) 771 (15)	6.94 (0.0) 799 (7) 1570 (8)	15.72 834 (6) 2404 (4)	1.93 740 (9) 3144 (7)	50.05 812 (5) 3956 (6)	15.07 (-0.7) 841 (16) 4797 (6)	38.07 625 (15) 5422 (7)	3.80 562 (17) 5984 (7)	49.69 584 (13) 6568 (7)	4:37.42 697 (5) 7265 (6)
7	481	Patryk BARAN	POL	7183	-819	11.26 (-0.9) 804 (10)	6.88 (+0.9) 785 (9) 1589 (7)	14.14 737 (14) 2326 (8)	2.02 822 (2) 3148 (6)	51.37 753 (14) 3901 (7)	13.93 (+0.2) 984 (3) 4885 (5)	41.81 701 (7) 5586 (4)	4.10 645 (10) 6231 (6)	42.73 482 (19) 6713 (6)	5:16.19 470 (21) 7183 (7)
8	232	Axel CLÉMENT	FRA	7105	-897	11.44 (-0.2) 765 (17)	6.65 (+0.3) 732 (13) 1497 (13)	13.96 726 (15) 2223 (16)	1.90 714 (12) 2937 (12)	50.94 772 (11) 3709 (11)	15.58 (+0.4) 781 (20) 4490 (15)	39.22 649 (13) 5139 (14)	4.40 731 (5) 5870 (10)	50.67 599 (12) 6469 (9)	4:47.14 636 (7) 7105 (8)
9	211	Martin MOLDAU	EST	7053	-949	11.24 (-0.9) 808 (9)	6.52 (+0.9) 702 (17) 1510 (11)	12.83 657 (21) 2167 (18)	1.87 687 (13) 2854 (17)	53.10 677 (20) 3531 (18)	14.41 (+0.2) 922 (7) 4453 (17)	45.10 769 (2) 5222 (11)	4.30 702 (6) 5924 (8)	53.40 639 (9) 6563 (8)	5:12.56 490 (17) 7053 (9)
10	419	Ernest KOLENDA	LTU	7053	-949	11.27 (-0.2) 801 (13)	6.48 (-0.5) 693 (18) 1494 (14)	12.86 659 (19) 2153 (19)	1.93 740 (7) 2893 (15)	49.09 857 (2) 3750 (10)	14.76 (+0.4) 879 (12) 4629 (9)	36.56 595 (17) 5224 (10)	3.20 406 (22) 6630 (18)	50.95 603 (11) 6233 (17)	4:18.79 820 (1) 7053 (10)
11	416	Matas ADAMONIS	LTU	6996	-1006	11.61 (-1.3) 730 (20)	6.80 (+1.4) 767 (10) 1497 (12)	14.77 776 (10) 2273 (12)	1.93 740 (6) 3013 (9)	53.49 661 (21) 3674 (13)	14.60 (-0.7) 899 (10) 4573 (11)	38.10 626 (14) 5199 (13)	3.90 590 (15) 5789 (12)	55.25 667 (5) 6456 (10)	5:03.46 540 (12) 6996 (11)
12	557	Stiward PEÑA	SUI	6956	-1046	11.39 (-0.9) 776 (14)	6.73 (-1.0) 750 (12) 1526 (9)	14.60 765 (13) 2291 (11)	1.87 687 (16) 2978 (10)	50.81 778 (9) 3756 (9)	15.46 (-0.7) 795 (19) 4551 (12)	39.85 662 (11) 5213 (12)	3.50 482 (20) 5695 (15)	59.39 729 (4) 6424 (12)	5:04.87 532 (13) 6956 (12)
13	570	Jakob SAMUELSSON	SWE	6905	-1097	11.79 (-1.3) 693 (24)	6.14 (-1.2) 617 (26) 1310 (25)	15.23 804 (8) 2114 (22)	1.84 661 (17) 2775 (21)	52.49 703 (18) 3478 (19)	15.96 (+0.4) 737 (23) 4215 (20)	42.30 711 (6) 4926 (18)	4.40 731 (4) 5657 (17)	61.32 758 (3) 6415 (13)	5:12.49 490 (16) 6905 (13)
14	39	Jean-Baptiste NUTTE	BEL	6897	-1105	11.71 (-0.2) 709 (23)	6.57 (-0.3) 713 (14) 1422 (21)	16.30 870 (2) 2292 (10)	1.99 794 (3) 3086 (8)	53.09 678 (19) 3764 (8)	14.91 (+0.4) 860 (14) 4624 (10)	40.64 678 (10) 5302 (8)	3.90 590 (16) 5892 (9)	47.83 557 (14) 6449 (11)	5:20.42 448 (22) 6897 (14)
15	184	Izan AHICART	ESP	6886	-1116	11.12 (-0.9) 834 (4)	6.15 (-0.1) 619 (25) 1453 (20)	14.73 773 (11) 2226 (15)	1.78 610 (19) 2836 (19)	50.81 778 (9) 3614 (15)	14.52 (+0.4) 908 (9) 4522 (13)	42.60 718 (5) 5240 (9)	3.80 562 (18) 5802 (11)	44.97 515 (17) 6317 (15)	4:58.46 569 (9) 6886 (15)





DECATHLON YOUTH SUMMARY AFTER 10 EVENTS

15-16 July 2015



PLACE	BIB	NAME	COUNTRY	POINTS	POINTS BEHIND LEADER	100 Metres	Long Jump	Shot Put [5kg]	High Jump	400 Metres	110m Hurdles	Discus Throw	Pole Vault	Javelin Throw	1500 Metres
16	40	Jorg VANLIERDE	BEL	6809	-1193	11.26 (-0.2) 804 (10)	6.55 (+1.3) 709 (15) 1513 (10)	13.56 701 (16) 2214 (17)	1.87 687 (15) 2901 (14)	52.32 711 (16) 3612 (16)	15.41 (+0.4) 801 (17) 4413 (18)	30.92 483 (22) 4896 (19)	4.70 819 (1) 5715 (14)	51.86 616 (10) 6331 (14)	5:14.73 478 (20) 6809 (16)
17	143	Trpimir ŠIROKI	CRO	6786	-1216	11.85 (-1.3) 681 (25)	6.94 (+0.7) 799 (6) 1480 (17)	12.85 658 (20) 2138 (20)	1.93 740 (8) 2878 (16)	51.85 731 (15) 3609 (17)	14.84 (-0.7) 869 (13) 4478 (16)	37.13 606 (16) 5084 (16)	4.20 673 (8) 5757 (13)	45.53 523 (16) 6280 (16)	5:09.57 506 (15) 6786 (17)
18	166	Jonas BJERREMAN	DEN	6558	-1444	11.65 (-1.3) 721 (22)	6.31 (+1.2) 655 (21) 1376 (24)	10.50 516 (26) 1892 (25)	1.90 714 (10) 2606 (22)	51.24 758 (13) 3364 (20)	14.67 (-0.7) 890 (11) 4254 (19)	33.76 539 (21) 4793 (21)	3.20 406 (21) 5199 (21)	53.87 646 (7) 5845 (19)	4:34.85 713 (3) 6558 (18)
19	162	Jan KISIALA	CZE	6386	-1616	11.16 (-0.9) 825 (5)	6.88 (+0.4) 785 (8) 1610 (5)	12.66 647 (22) 2257 (13)	1.75 585 (22) 2842 (18)	48.96 863 (1) 3705 (12)	14.01 (+0.2) 973 (5) 4678 (8)	28.41 433 (23) 5111 (15)	3.00 357 (23) 5468 (19)	37.91 412 (21) 5880 (18)	5:09.53 506 (14) 6386 (19)
20	89	Jasper SCHIEDEL	CAN	6353	-1649	11.62 (-0.9) 728 (21)	6.30 (-2.2) 652 (22) 1380 (23)	11.33 566 (24) 1946 (24)	1.78 610 (21) 2556 (23)	50.79 779 (8) 3335 (21)	15.62 (+0.4) 776 (21) 4111 (21)	40.87 682 (9) 4793 (20)	3.60 509 (19) 5302 (20)	32.06 328 (22) 5630 (23)	4:33.38 723 (2) 6353 (20)
21	256	Sam TALBOT	GBR	6257	-1745	11.07 (-0.9) 845 (3)	7.12 (+1.0) 842 (3) 1687 (4)	13.25 682 (17) 2369 (6)	1.72 560 (24) 2929 (13)	DQ 0 2929 (24)	13.79 (+0.2) 1002 (1) 3931 (22)	35.93 582 (18) 4513 (22)	4.00 617 (11) 5130 (22)	53.64 643 (8) 5773 (20)	5:13.64 484 (19) 6257 (21)
22	338	Marco LEONE	ITA	6215	-1787	12.21 (-1.3) 610 (26)	6.17 (+1.2) 624 (24) 1234 (26)	11.70 588 (23) 1822 (26)	1.78 610 (20) 2432 (24)	53.57 657 (22) 3089 (22)	15.65 (+0.4) 773 (22) 3862 (23)	39.28 650 (12) 4512 (23)	4.00 617 (13) 5129 (23)	45.71 525 (15) 5654 (22)	4:59.75 561 (11) 6215 (22)
23	58	Caio DA SILVA	BRA	6172	-1830	11.18 (-0.9) 821 (6)	6.35 (-0.1) 664 (19) 1485 (16)	14.62 766 (12) 2251 (14)	1.75 585 (23) 2836 (20)	50.02 814 (4) 3650 (14)	15.05 (-0.7) 843 (15) 4493 (14)	35.57 575 (19) 5068 (17)	4.00 617 (14) 5685 (16)	NM 0 5685 (21)	5:12.99 487 (18) 6172 (23)
	280	Maximilian VOLLMER	GER	DNF		11.22 (-0.9) 812 (8)	6.34 (+2.6) 661 (20) 1473 (18)	15.72 834 (5) 2307 (9)	1.81 636 (18) 2943 (11)	DQ 0 2943 (23)	DQ 0 2943 (24)	NM 0 2943 (24)	DNS		
	57	Anderson Luiz DA SILVA	BRA	DNF		11.51 (-0.9) 750 (18)	6.53 (-0.7) 704 (16) 1454 (19)	13.02 668 (18) 2122 (21)	DNS						
	411	Mohammad ALFERAS	KUW	DNF		11.41 (-1.3) 771 (15)	6.24 (+1.7) 639 (23) 1410 (22)	11.27 562 (25) 1972 (23)	DNS						





RESULTS



400 Metres Girls - Semi-Final

First 2 in each heat (Q) and the next 2 fastest (q) advance to the Final

RECORDS	RESULT	NAME	COUNTRY	AGE	VENUE	DATE	
World Youth Best	WYB	50.01	Jing LI	CHN	17	Shanghai	18 Oct 1997
Championship Record	CR	51.19	Nawal EL JACK	SUD	17	Marrakech	15 Jul 2005
World Youth Leading	WYL	52.59	Sydney MCLAUGHLIN	USA	16	South Plainfield, NJ	30 May 2015

Heat 1

3

16 July 2015 19:05 START TIME

27° C TEMPERATURE 62 % HUMIDITY

PLACE	BIB	NAME	COUNTRY	DATE of BIRTH	LANE	RESULT	REACTION	Fn
1	1055	Kyra CONSTANTINE	CAN	01 Aug 98	4	52.88 Q	PB	0.197
2	1213	Catherine REID	GBR	21 Apr 98	3	53.20 Q	PB	0.164
3	1553	Symone MASON	USA	31 Aug 99	6	53.48 q		0.195
4	1384	Janet RICHARD	MLT	03 Jul 98	8	55.37		0.202
5	1363	Erika KRUMINAITE	LTU	24 Apr 98	5	55.51		0.189
6	1126	Dora FILIPOVIC	CRO	24 Oct 98	1	55.68	SB	0.204
7	1319	Rin AOKI	JPN	08 Apr 98	7	55.69		0.176
8	1395	Mari DRABLØS	NOR	22 Jun 98	2	56.33		0.194

Heat 2

3

16 July 2015 19:12 START TIME

27° C TEMPERATURE 62 % HUMIDITY

PLACE	BIB	NAME	COUNTRY	DATE of BIRTH	LANE	RESULT	REACTION	Fn
1	1549	Lynna IRBY	USA	06 Dec 98	4	52.77 Q	PB	0.170
2	1216	Hannah WILLIAMS	GBR	23 Apr 98	6	53.52 Q	PB	0.217
3	1422	Natalia KACZMAREK	POL	17 Jan 98	3	54.25	PB	0.174
4	1528	Ivanna AVRAMCHUK	UKR	17 Apr 98	5	54.43		0.185
5	1028	Dreshanae ROLLE	BAH	24 Jan 98	2	55.58		0.206
6	1252	Alexia POLIKRÁTI	GRE	10 Jul 98	7	55.68		0.168
7	1297	Alessia TIRNETTA	ITA	25 Apr 98	1	55.91		0.192
8	1257	Meleni RODNEY	GRN	27 Jun 98	8	56.36		0.191

Heat 3

3

16 July 2015 19:19 START TIME

25° C TEMPERATURE 65 % HUMIDITY

PLACE	BIB	NAME	COUNTRY	DATE of BIRTH	LANE	RESULT	REACTION	Fn
1	1046	Salwa Eid NASER	BRN	23 May 98	4	52.99 Q		0.228
2	1129	Roxana GÓMEZ	CUB	07 Jan 99	6	53.61 Q		0.207
3	1443	Andrea MIKLÓS	ROU	17 Apr 99	3	53.93 q	PB	0.158
4	1531	Dzhois KOBA	UKR	26 Feb 98	7	54.26	PB	0.219
5	1069	Victoria TACHINSKI	CAN	15 Jun 99	5	54.77		0.229
6	1281	Rebecca BORGA	ITA	11 Jun 98	8	56.56		0.173
7	1348	Purity Joy CHEPKOECH	KEN	25 Nov 98	1	57.87		0.250
	1261	Avon SAMUELS	GUY	01 Jul 99	2	DQ	163.3(a)	0.207

NOTE IAAF Rule 163.3(a) - Lane infringement






RESULTS
400 Metres Girls - Semi-Final

ALL-TIME OUTDOOR TOP LIST				SEASON OUTDOOR TOP LIST			
RESULT	NAME	VENUE	DATE	RESULT	NAME	VENUE	DATE
50.01	Jinq LI (CHN)	Shanghai	18 Oct 97	52.59	Sydney MCLAUGHLIN (USA)	South Plainfield, NJ	30 May 15
50.48	Grit BREUER (GDR)	Neubrandenburg	22 Jul 89	52.69	Samantha WATSON (USA)	Albany, NY	12 Jun 15
50.69	Sanya RICHARDS-ROSS (USA)	Palo Alto, CA	22 Jun 02	52.77	Lynna IRBY (USA)	Cali	16 Jul 15
50.74	Monique HENDERSON (USA)	Norwalk, CA	3 Jun 00	52.80	Salwa Eid NASER (BRN)	Sofia (NSA)	10 Jun 15
50.84	Christina BREHMER-LATHAN (GDR)	Halle	21 Jun 75	52.80	Symone MASON (USA)	Listle, IL	1 Jul 15
51.04	Kadecia BAIRD (GUY)	Barcelona (Estadio Olímpico)	13 Jul 12	52.88	Kyra CONSTANTINE (CAN)	Cali	16 Jul 15
51.09	Sherrie HOWARD (USA)	Colorado Springs, CO	28 Jul 79	52.95	Roxana GÓMEZ (CUB)	La Habana (EP)	12 Jun 15
51.16	Linsey MACDONALD (GBR)	London (CP)	15 Jun 80	53.13	Hannah WALLER (USA)	Clovis, CA	6 Jun 15
51.19	Nawal EL JACK (SUD)	Marrakech	15 Jul 05	53.20	Catherine REID (GBR)	Cali	16 Jul 15
51.30	Danijela GRGIC (CRO)	Marrakech	15 Jul 05	53.28	Kamryn MCINTOSH (USA)	Greensboro, NC	21 Jun 15





RESULTS



Pole Vault Boys - Qualification

With qualifying standard of 4.95 (Q) or at least the 12 best performers (q) advance to the Final

RECORDS	RESULT	NAME	COUNTRY	AGE	VENUE	DATE
World Youth Best	WYB	5.51 Germán CHIARAVIGLIO	ARG	17	Porto Alegre	1 May 2004
Championship Record	CR	5.26 Nico WEILER	GER	17	Ostrava	15 Jul 2007
World Youth Leading	WYL	5.32 Masaki EJIMA	JPN	16	Yokohama	13 Jun 2015

Group A

17 July 2015 09:47 START TIME 25° C 69 %
12:19 END TIME TEMPERATURE HUMIDITY
30° C 43 %

PLACE	BIB	NAME	COUNTRY	DATE of BIRTH	ORDER	RESULT	4.25	4.40	4.55	4.70	4.80	4.90	4.95				
1	562	Armand DUPLANTIS	SWE	10 Nov 99	16	4.95 Q	-	-	-	-	-	0	0				
1	284	Emmanouil KARALIS	GRE	20 Oct 99	15	4.95 Q	-	-	-	0	0	0	0				
3	233	Pierre COTTIN	FRA	26 Jan 98	12	4.95 Q	-	-	-	0	-	XO	0				
3	252	Joel LEON BENITEZ	GBR	31 Aug 98	11	4.95 Q	-	-	-	XO	0	0	0				
5	607	Vladyslav MALYKHIN	UKR	15 Jan 98	8	4.95 Q	-	-	0	0	0	-	XO				
6	381	Takaaki YOSHIDA	JPN	18 Feb 99	10	4.95 Q	-	-	-	XO	XO	XXO	XO				
7	178	Arturo ZAMBRANO	ECU	03 Oct 98	9	4.90 PB	-	-	-	XO	XO	0	XXX				
8	160	Dan BÁRTA	CZE	24 Feb 98	7	4.80 PB	0	0	XO	XO	0	XXX					
9	342	Francesco MASCI	ITA	07 Jan 99	3	4.70	-	0	XO	XO	XXX						
10	399	Yeongju GIM	KOR	02 Apr 98	13	4.55	-	-	0	XXX							
11	267	Tom-Linus HUMANN	GER	02 May 98	5	4.55	-	-	XO	XXX							
11	599	Zeki Cem TENEBÜKEN	TUR	08 Nov 98	4	4.55	-	-	XO	XXX							
13	194	Isidro LEYVA	ESP	25 Apr 99	2	4.55	0	XO	XXO	XXX							
14	74	Jason CLARE	CAN	04 Mar 98	6	4.40	-	XO	XXX								
15	137	Henry David VIÁFARA	COL	03 Jan 98	1	4.40 PB	0	XXO	XXX								
	102	Tao HAN	CHN	10 Dec 98	17	NM	-	XXX									
	577	Yao-Wen YEH	TPE	27 May 98	14	DNS											





RESULTS
Pole Vault Boys - Qualification

Group B

17 July 2015 09:46 START TIME 25° C 69 %
12:27 END TIME 30° C 43 %
TEMPERATURE HUMIDITY

PLACE	BIB	NAME	COUNTRY	DATE of BIRTH	ORDER	RESULT	4.25	4.40	4.55	4.70	4.80	4.90	4.95				
1	323	Muntadher Faleh ABDULWAHID	IRQ	02 Jan 98	16	4.95 Q SB	-	-	-	-	0	-	0				
1	522	Denis AKINSHIN	RUS	06 May 98	17	4.95 Q	-	-	-	-	-	0	0				
3	408	Hussain Asim AL HIZAM	KSA	04 Jan 98	5	4.95 Q	-	-	-	0	XX0	0	0				
3	360	Masaki EJIMA	JPN	06 Mar 99	10	4.95 Q	-	-	-	X0	X0	-	0				
3	236	Gauvain GUILLON-ROMARIN	FRA	08 Mar 98	15	4.95 Q PB	-	-	0	0	0	XX-	0				
6	212	Sander MOLDAU	EST	09 Jan 98	1	4.95 Q	-	0	0	0	0	0	XX0				
7	285	Dimitrios KARAYIÁNNIS	GRE	18 Jul 98	8	4.90	-	-	X0	XX0	0	0	XXX				
8	339	Max MANDUSIC	ITA	12 Jun 98	4	4.90 PB	-	-	XX0	X0	0	X0	XXX				
9	636	Zachary SHUGART	USA	02 Jan 98	7	4.80	-	-	X0	0	0	XXX					
10	545	Djordje MIJAILOVIC	SRB	06 May 98	11	4.80 PB	0	XX0	0	X0	X0	XXX					
11	556	Frédéric MATTHYS	SUI	27 Jul 98	6	4.70	0	X0	X0	0	XXX						
12	147	Dario PREKL	CRO	24 Oct 98	3	4.55	X0	0	0	XXX							
13	31	Oliver WERTHNER	AUT	30 Jun 98	9	4.55	0	XX0	0	XXX							
14	539	Rok DOBERSEK	SLO	09 Aug 99	12	4.40	-	0	XXX								
	269	Philip KASS	GER	23 Nov 98	14	NM	-	-	-	XXX							
	476	Josué GUTIÉRREZ	PER	13 Sep 98	2	NM	X-	-	XX								
	612	Taras SHEVTSOV	UKR	05 Jun 99	13	NM	-	XXX									

ALL-TIME OUTDOOR TOP LIST				SEASON OUTDOOR TOP LIST			
RESULT	NAME	VENUE	DATE	RESULT	NAME	VENUE	DATE
5.51	Germán CHIARAVIGLIO (ARG)	Porto Alegre	1 May 04	5.32	Masaki EJIMA (JPN)	Yokohama	13 Jun 15
5.50	István BAGYULA (HUN)	Milano	19 Jun 86	5.28	Armand DUPLANTIS (USA)	Natchitoches, LA	29 Apr 15
5.45	Griqoriy YEGOROV (URS)	Simferopol	26 May 84	5.25	Emmanouil KARALÍS (GRE)	Haniá	6 Jun 15
5.45	Yancheng YANG (CHN)	Nanjing	18 Oct 05	5.20	Denis AKINSHIN (RUS)	Smolensk	24 Jun 15
5.43	Daniel CLEMENS (GER)	Rhede	7 Aug 09	5.11	Takaaki YOSHIDA (JPN)	Marugame	6 Jun 15
5.42	Raphael Marcel HÖLZDEPPE (GER)	Zweibrücken	4 Aug 06	5.10	Philip KASS (GER)	Bremen	5 Jun 15
5.40	Arto PELTONIEMI (FIN)	Raahe	7 Jul 83	5.10	Joel LEON BENITEZ (GBR)	Cardiff	28 Jun 15
5.40	Maksim TARASOV (URS)	La Habana	21 Aug 87	5.08	Hussain Asim AL HIZAM (KSA)	Göteborg (Ullevi Stadium)	3 Jul 15
5.40	Andrey KRAVCHENKO (URS)	Simferopol	27 May 88	5.05	Colton CRUM (USA)	West Lafayette, IN	28 May 15
5.40	Gérald BAUDOUIN (FRA)	Saint-Denis	15 Oct 89	5.05	Pierre COTTIN (FRA)	Aulnay-sous-Bois	17 Jun 15
5.40	Gang XU (CHN)	Shijiazhuang	24 Sep 96	5.05	Dimitrios KARAYIÁNNIS (GRE)	Sérres	27 Jun 15
5.40	Brandon BRAY (USA)	Austin (Myers Stadium), TX	10 May 14				





RESULTS



Hammer Throw (3Kg) Girls - Qualification

With qualifying standard of 63.00 (Q) or at least the 12 best performers (q) advance to the Final

RECORDS	RESULT	NAME	COUNTRY	AGE	VENUE	DATE
World Youth Best	WYB	76.04	Réka GYURÁTZ	HUN	17	Zalaegerszeg 23 Jun 2013
Championship Record	CR	73.20	Réka GYURÁTZ	HUN	17	Donetsk 13 Jul 2013
World Youth Leading	WYL	71.68	Sofiya PALKINA	RUS	17	Adler (Stadion Yunost) 23 Feb 2015

Group A

17 July 2015 17:41 START TIME 31° C TEMPERATURE 43 % HUMIDITY
END TIME 31° C 43 %

PLACE	BIB	NAME	COUNTRY	DATE of BIRTH	ORDER	RESULT	1	2	3
1	1468	Sofiya PALKINA	RUS	09 Jun 98	2	65.50 Q	65.50		
2	1092	Ningyu SHANG	CHN	26 May 98	10	64.90 Q	64.90		
3	1524	Deniz YAYLACI	TUR	17 Jul 98	3	63.78 Q	62.25	63.78	
4	1276	Michaela WALSH	IRL	17 Dec 98	6	61.71 q	4.85	60.58	61.71
5	1157	Dorleta ARMENDÁRIZ	ESP	28 Feb 98	4	60.35 q	55.27	60.35	59.79
6	1127	Eva MUSTAFIC	CRO	27 Feb 98	9	57.38 q	55.60	X	57.38
7	1057	Lindsey FREDERIKSEN	CAN	02 Mar 99	7	56.62	X	X	56.62
8	1075	Mariana GARCÍA	CHI	19 Mar 99	8	55.71	X	55.71	X
9	1433	Ana FERNANDES	POR	31 Jan 98	5	51.31	51.31	X	4.14
10	1121	Leydy Juliana QUIÑONES	COL	23 May 98	1	49.24	X	X	49.24

Group B

17 July 2015 18:13 START TIME 32° C TEMPERATURE 41 % HUMIDITY
END TIME 18:44 28° C 55 %

PLACE	BIB	NAME	COUNTRY	DATE of BIRTH	ORDER	RESULT	1	2	3
1	1193	Mélissa COQUILLAS	FRA	02 Jan 98	5	66.75 Q PB	66.75		
2	1460	Anastasiya BORODULINA	RUS	07 Nov 98	9	64.89 Q	60.69	X	64.89
3	1130	Ayamey Damiana MEDINA	CUB	21 Feb 98	4	63.49 Q	63.49		
4	1267	Eszter NÉMETH	HUN	27 May 98	6	58.77 q	53.89	58.17	58.77
5	1279	Alessia BENEDEUCE	ITA	27 Nov 98	7	58.68 q	58.60	58.58	58.68
6	1005	Araceli NAHUEL	ARG	20 Jan 98	8	57.32 q SB	X	X	57.32
7	1163	Blanca LÓPEZ	ESP	02 Jan 98	1	55.45	X	55.45	55.00
8	1052	Chanell BOTSIS	CAN	08 Mar 98	10	54.54	X	54.10	54.54
9	1503	Grete AHLBERG	SWE	29 May 98	2	52.89	X	52.89	X
10	1099	Kailun YAO	CHN	28 Apr 98	3	NM	X	X	X

ALL-TIME OUTDOOR TOP LIST

RESULT	NAME	VENUE	DATE
76.04	Réka GYURÁTZ (HUN)	Zalaegerszeg	23 Jun 13
74.38	Helga VÖLGYI (HUN)	Zalaegerszeg	23 Jun 13
73.97	Zsófia BÁCSKAY (HUN)	Budapest	1 Mar 14
73.33	Barbara ŠPILER (SLO)	Varaždin	5 Jul 08
71.68	Sofiya PALKINA (RUS)	Adler (Stadion Yunost)	23 Feb 15
71.14	Alexandra HULLEY (AUS)	Adelaide (Santos Stadium)	6 Dec 14
71.01	Petra JAKELJIC (CRO)	Sokolac	29 Jul 12
70.27	Lucia PRINETTI ANZALAPAYA (ITA)	Olympic Stadium	21 Aug 14
70.00	Beatrice Nedberge LLANO (NOR)	Haugesund	5 Sep 14
69.96	Al'ona SHAMOTINA (UKR)	Yalta	26 Apr 12

SEASON OUTDOOR TOP LIST

RESULT	NAME	VENUE	DATE
71.68	Sofiya PALKINA (RUS)	Adler (Stadion Yunost)	23 Feb 15
69.52	Grete AHLBERG (SWE)	Enskede	28 Jun 15
68.32	Ayamey Damiana MEDINA (CUB)	La Habana (EP)	26 Jun 15
67.76	Anastasiya BORODULINA (RUS)	Smolensk	24 Jun 15
66.85	Deniz YAYLACI (TUR)	Mersin	2 May 15
66.75	Mélissa COQUILLAS (FRA)	Cali	17 Jul 15
66.59	Ningyu SHANG (CHN)	Doha (Qatar Sports Club)	9 May 15
66.13	Emilia OLKKONEN (FIN)	Nurmijärvi	10 Jun 15
65.78	Kiira VÄÄNÄNEN (FIN)	Nurmijärvi	10 Jun 15
65.52	Johanna WITKA (FIN)	Savonlinna	9 May 15



RESULTS



Hammer Throw (3Kg) Girls - Final

RECORDS	RESULT	NAME	COUNTRY	AGE	VENUE	DATE
World Youth Best WYB	76.04	Réka GYURÁTZ	HUN	17	Zalaegerszeg	23 Jun 2013
Championship Record CR	73.20	Réka GYURÁTZ	HUN	17	Donetsk	13 Jul 2013
World Youth Leading WYL	71.68	Sofiya PALKINA	RUS	17	Adler (Stadion Yunost)	23 Feb 2015

18 July 2015 18:43 START TIME 26° C 61 %
TEMPERATURE HUMIDITY
19:55 END TIME 25° C 65 %

PLACE	BIB	NAME	COUNTRY	DATE of BIRTH	ORDER	RESULT	1	2	3	ORDER	4	5	6	
1	1468	Sofiya PALKINA	RUS	09 Jun 98	5	67.82	59.85	66.77	67.82	8	X	60.70	65.79	
2	1524	Deniz YAYLACI	TUR	17 Jul 98	3	67.01	PB	65.56	59.12	57.83	5	63.07	65.51	67.01
3	1092	Ningyu SHANG	CHN	26 May 98	6	66.84	PB	65.88	59.82	66.84	7	X	X	65.09
4	1193	Mélissa COQUILLAS	FRA	02 Jan 98	12	66.55		66.55	62.94	X	6	X	X	X
5	1130	Ayamey Damiana MEDINA	CUB	21 Feb 98	4	62.96		X	62.15	54.72	4	X	59.03	62.96
6	1127	Eva MUSTAFIC	CRO	27 Feb 98	11	59.41		X	X	57.23	2	52.79	59.41	X
7	1267	Eszter NÉMETH	HUN	27 May 98	2	58.64		58.16	X	55.73	3	56.54	58.64	58.21
8	1279	Alessia BENEDEUCE	ITA	27 Nov 98	1	58.36		55.46	57.02	X	1	X	58.28	58.36
9	1157	Dorleta ARMENDÁRIZ	ESP	28 Feb 98	7	54.68		54.68	X	X				
10	1276	Michaela WALSH	IRL	17 Dec 98	10	52.73		X	52.73	3.80				
11	1005	Araceli NAHUEL	ARG	20 Jan 98	8	52.02		X	X	52.02				
	1460	Anastasiya BORODULINA	RUS	07 Nov 98	9	NM		X	X	X				

ALL-TIME OUTDOOR TOP LIST				SEASON OUTDOOR TOP LIST			
RESULT	NAME	VENUE	DATE	RESULT	NAME	VENUE	DATE
76.04	Réka GYURÁTZ (HUN)	Zalaegerszeg	23 Jun 13	71.68	Sofiya PALKINA (RUS)	Adler (Stadion Yunost)	23 Feb 15
74.38	Helga VÖLGYI (HUN)	Zalaegerszeg	23 Jun 13	69.52	Grete AHLBERG (SWE)	Enskede	28 Jun 15
73.97	Zsófia BÁCISKAY (HUN)	Budapest	1 Mar 14	68.32	Ayamey Damiana MEDINA (CUB)	La Habana (EP)	26 Jun 15
73.33	Barbara ŠPILER (SLO)	Varaždin	5 Jul 08	67.76	Anastasiya BORODULINA (RUS)	Smolensk	24 Jun 15
71.68	Sofiya PALKINA (RUS)	Adler (Stadion Yunost)	23 Feb 15	67.01	Deniz YAYLACI (TUR)	Cali	18 Jul 15
71.14	Alexandra HULLEY (AUS)	Adelaide (Santos Stadium)	6 Dec 14	66.84	Ningyu SHANG (CHN)	Cali	18 Jul 15
71.01	Petra JAKELJIC (CRO)	Sokolac	29 Jul 12	66.75	Mélissa COQUILLAS (FRA)	Cali	17 Jul 15
70.27	Lucia PRINETTI ANZALAPAYA (ITA)	Olympic Stadium	21 Aug 14	66.13	Emilia OLKKONEN (FIN)	Nurmijärvi	10 Jun 15
70.00	Beatrice Nedberge LLANO (NOR)	Haugesund	5 Sep 14	65.78	Kiira VÄÄNÄNEN (FIN)	Nurmijärvi	10 Jun 15
69.96	Al'ona SHAMOTINA (UKR)	Yalta	26 Apr 12	65.52	Johanna WITKA (FIN)	Savonlinna	9 May 15

